



BPTC Key Statistics 2020

Part 3: Key statistics by provider (part-time BPTC students)

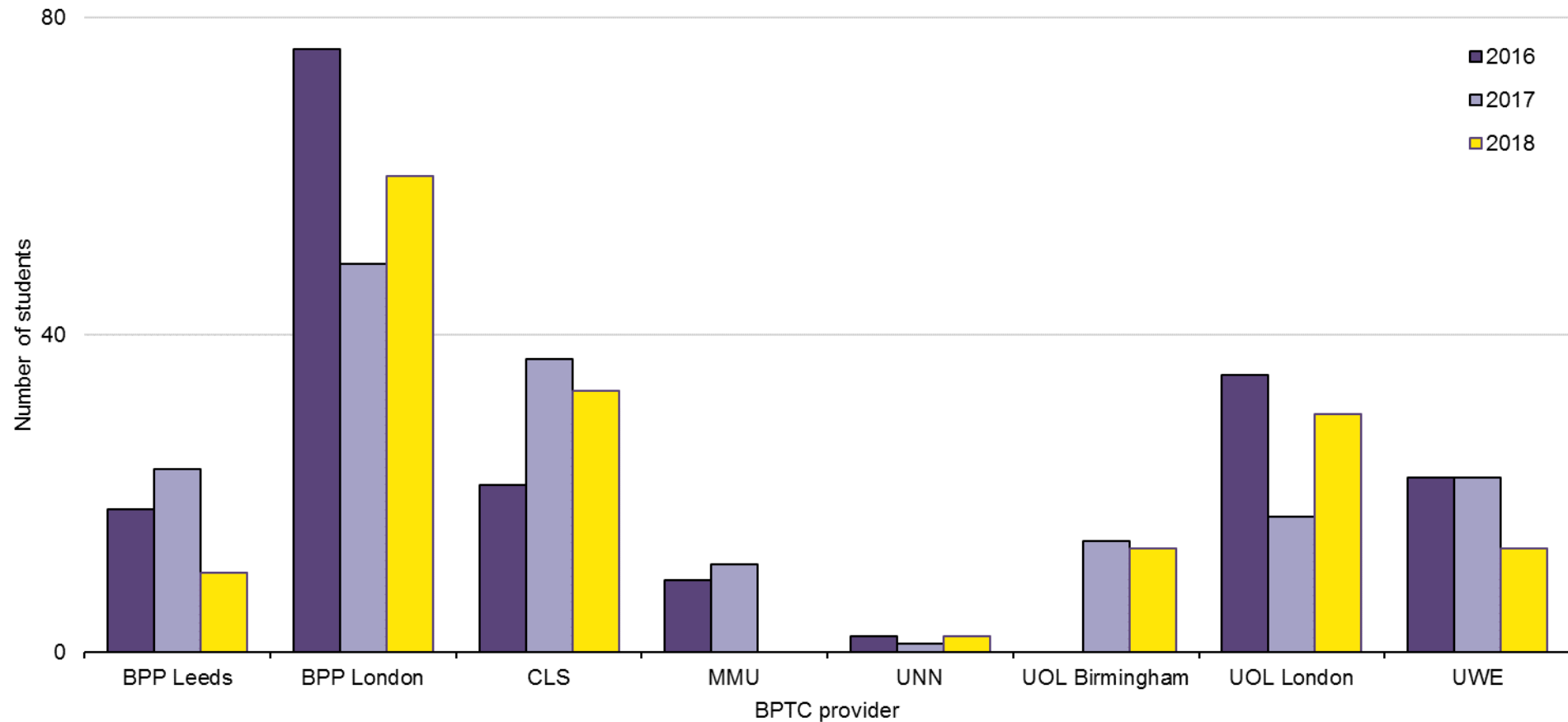
Contents

3. A. BPTC results and outcomes for part-time students	3
3. A. 1. BPTC enrolments: students from all domiciles.....	3
3. A. 2. BPTC results obtained by part-time students: students from all domiciles – 2016-2017 aggregated.....	4
3. A. 3. Percentage of enrolled part-time students who have completed the BPTC as of summer 2019: students from all domiciles - 2016-2017 aggregated	5
3. A. 4. Part-time students who passed all BPTC assessments at first attempt: students from all domiciles – 2016-2017 aggregated.....	6
3. A. 5. Comparison in BPTC outcomes by provider between full-time and part-time students: students from all domiciles – 2016-2017 aggregated for part-time students, and 2017-2018 aggregated for full-time students (comparison at time of graduation based upon course length).....	7
3. A. 6. Comparison in BPTC outcomes by provider between full-time and part-time students: UK/EU domiciled – 2016-2017 aggregated for part-time students, and 2017-2018 aggregated for full-time students (comparison at time of graduation based upon course length)	8
3. B. Profile of part-time BPTC students	9
3. B. 1. Age of part-time students (as at 1 October in the year of enrolling on a BPTC): students from all domiciles – 2016-2018 aggregated	9
3. B. 2. Domicile of part-time BPTC students: students from all domiciles – 2016-2018 aggregated	10
3. B. 3. First degree classification of part-time BPTC students: students from all domiciles – 2016-2018 aggregated.....	11
3. B. 4. First degree classification of part-time BPTC students: UK/EU domiciled - 2016-2018 aggregated	12
3. B. 5. Ranking of university at which part-time BPTC students studied for first degree: students from all domiciles – 2016-2018 aggregated.....	13
3. B. 6. Part-time BPTC students who completed a law degree or Graduate Diploma in Law (GDL): students from all domiciles – 2016-2018 aggregated	14
3. B. 7. Ethnicity of part-time BPTC students: students from all domiciles – 2016-2018 aggregated	15
3. B. 8. Gender of part-time BPTC students: students from all domiciles – 2016-2018 aggregated.....	16
3. B. 9. Declared disability of part-time BPTC students: students from all domiciles – 2016-2018 aggregated.....	17

3. A. BPTC results and outcomes for part-time students

3. A. sets out an overview of the results and outcomes obtained by part-time students enrolled on the BPTC.

3. A. 1. BPTC enrolments: students from all domiciles

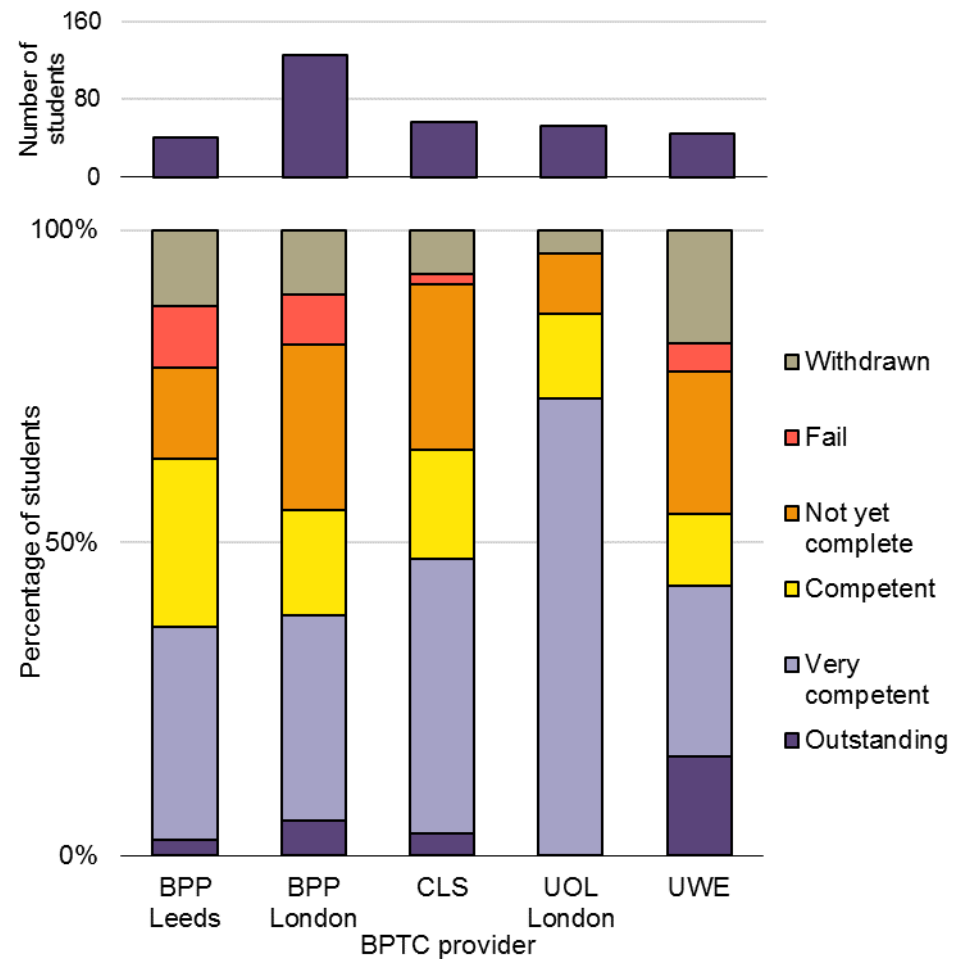


Notes

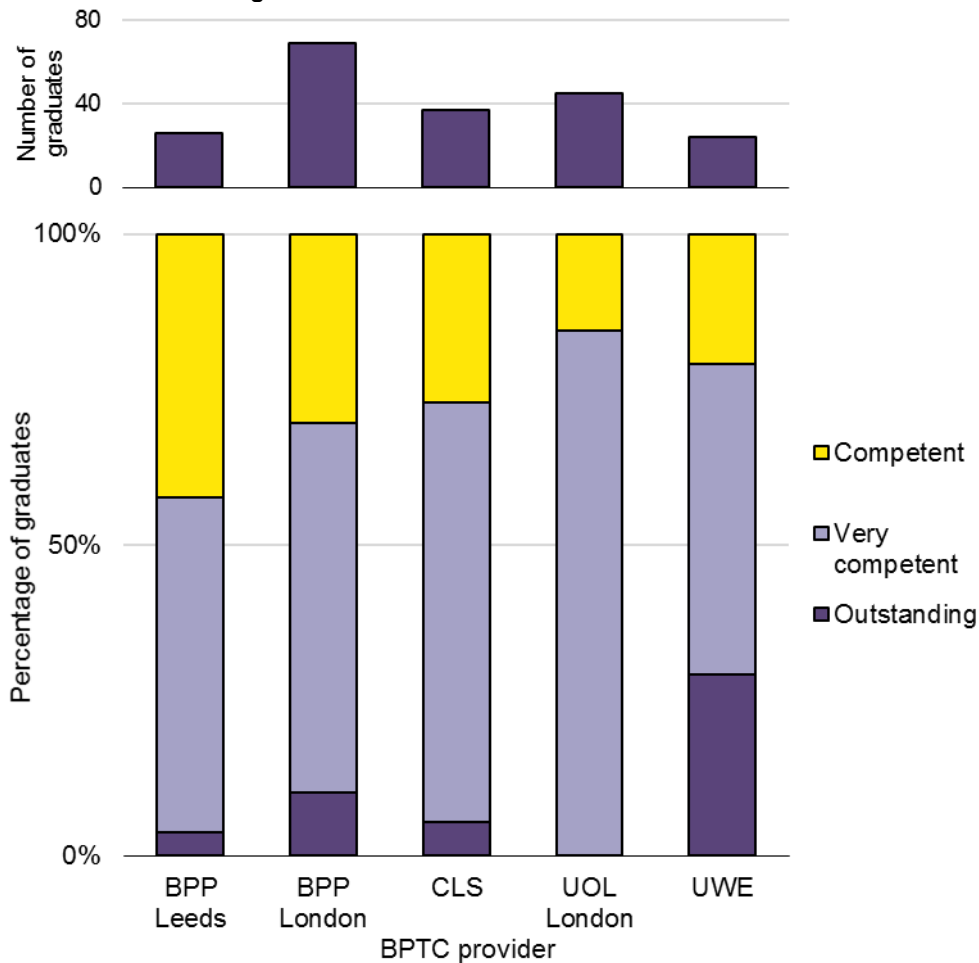
1. The number of enrolments are those reported and validated by providers in the collection of key statistics.
2. UOL Birmingham did not run the BPTC part-time for the 2016-17 academic year, and MMU did not run the BPTC part-time for the 2018-19 academic year.

3. A. 2. BPTC results obtained by part-time students: students from all domiciles – 2016 and 2017 enrolled students aggregated

Outcomes for all BPTC students in cohort



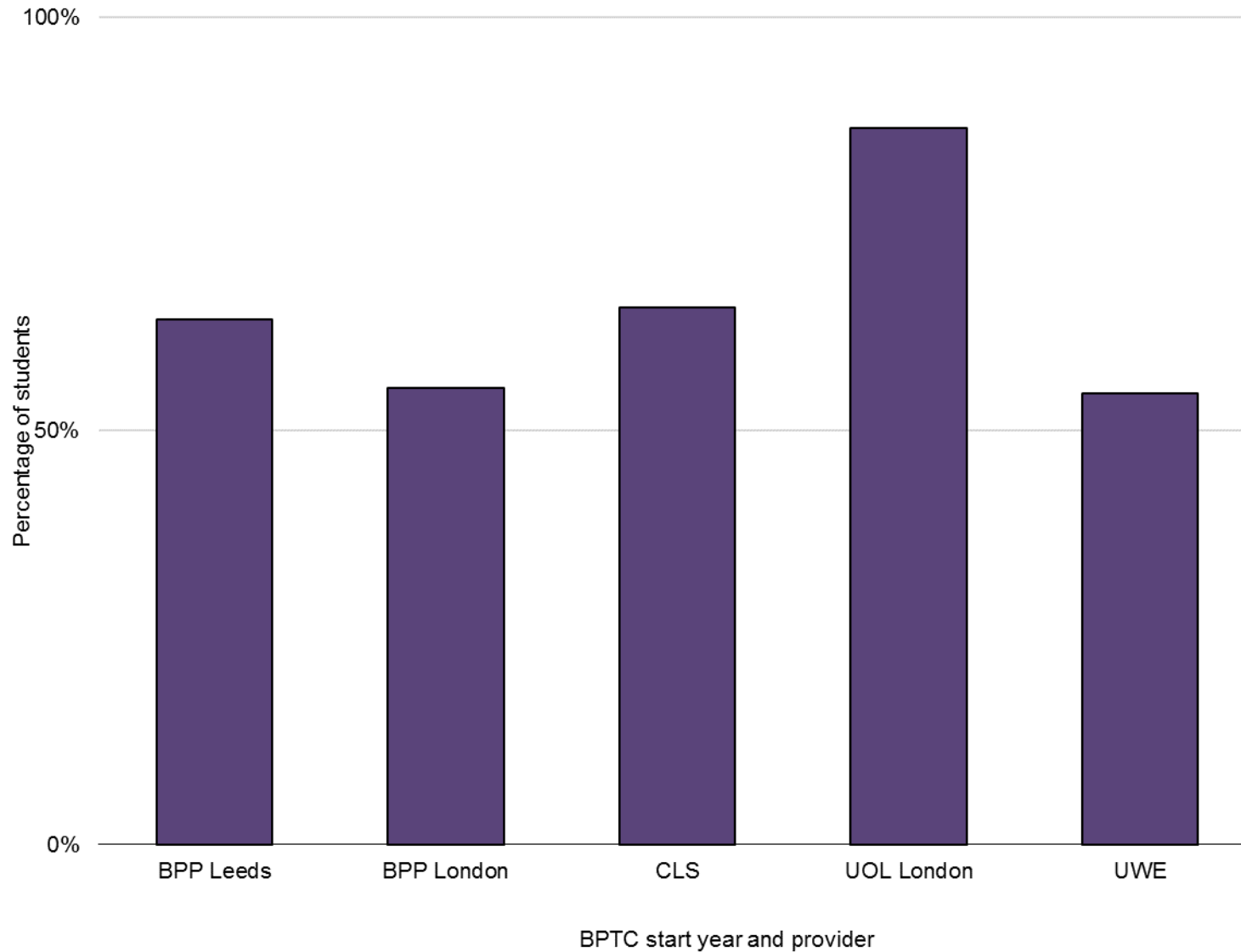
Outcomes for BPTC graduates



Note

1. Due to a small cohort (<20), data for MMU, UNN and UOL Birmingham have not been included in the above.

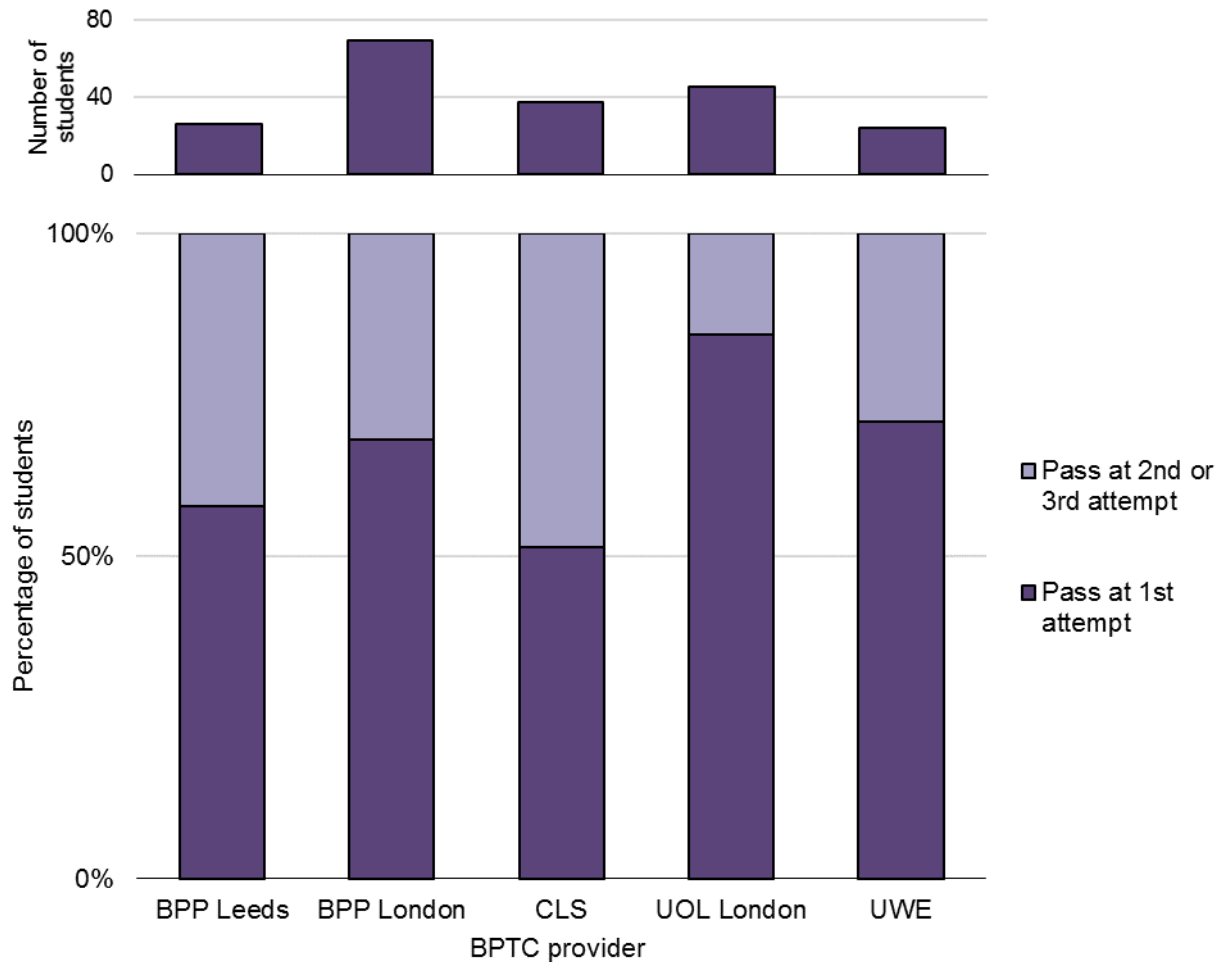
3. A. 3. Percentage of enrolled part-time students who have completed the BPTC as of summer 2019: students from all domiciles – 2016 and 2017 enrolled students aggregated



Note

1. Due to a small cohort (<20), data for MMU, UNN, and UOL Birmingham have not been included in the above.

3. A. 4. Part-time students who passed all BPTC assessments at first attempt: students from all domiciles – 2016 and 2017 enrolled students aggregated

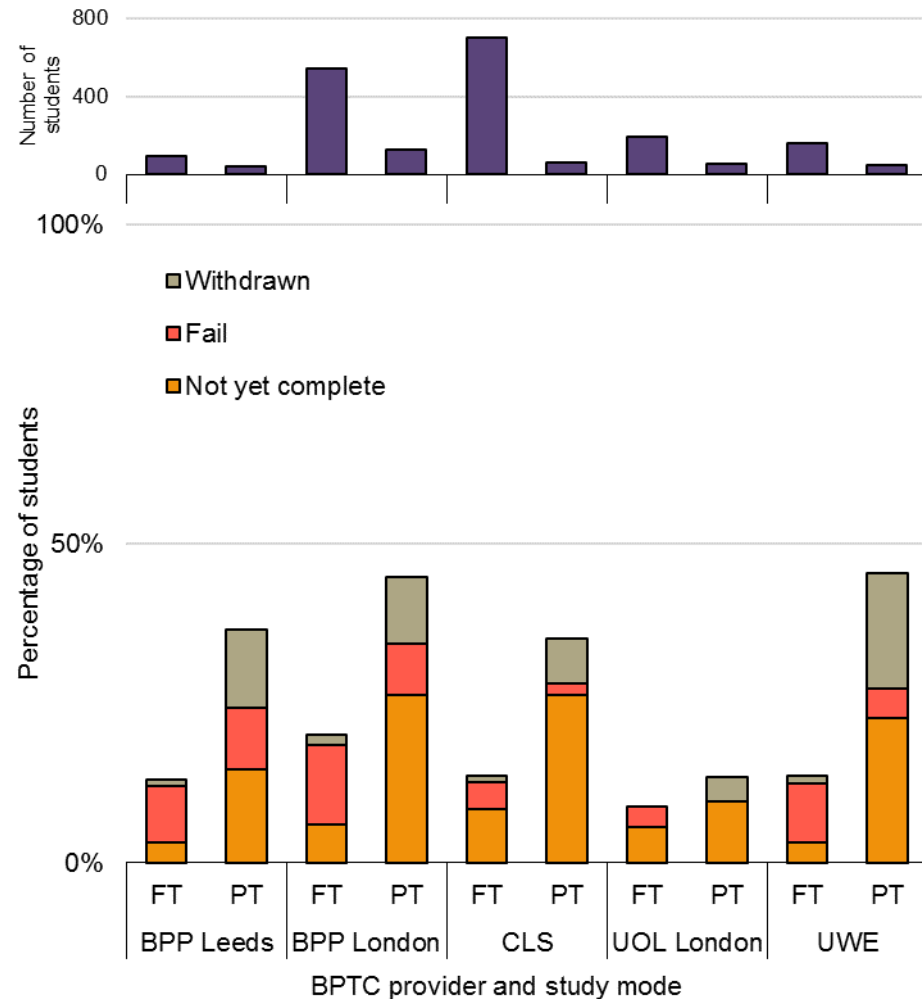


Notes

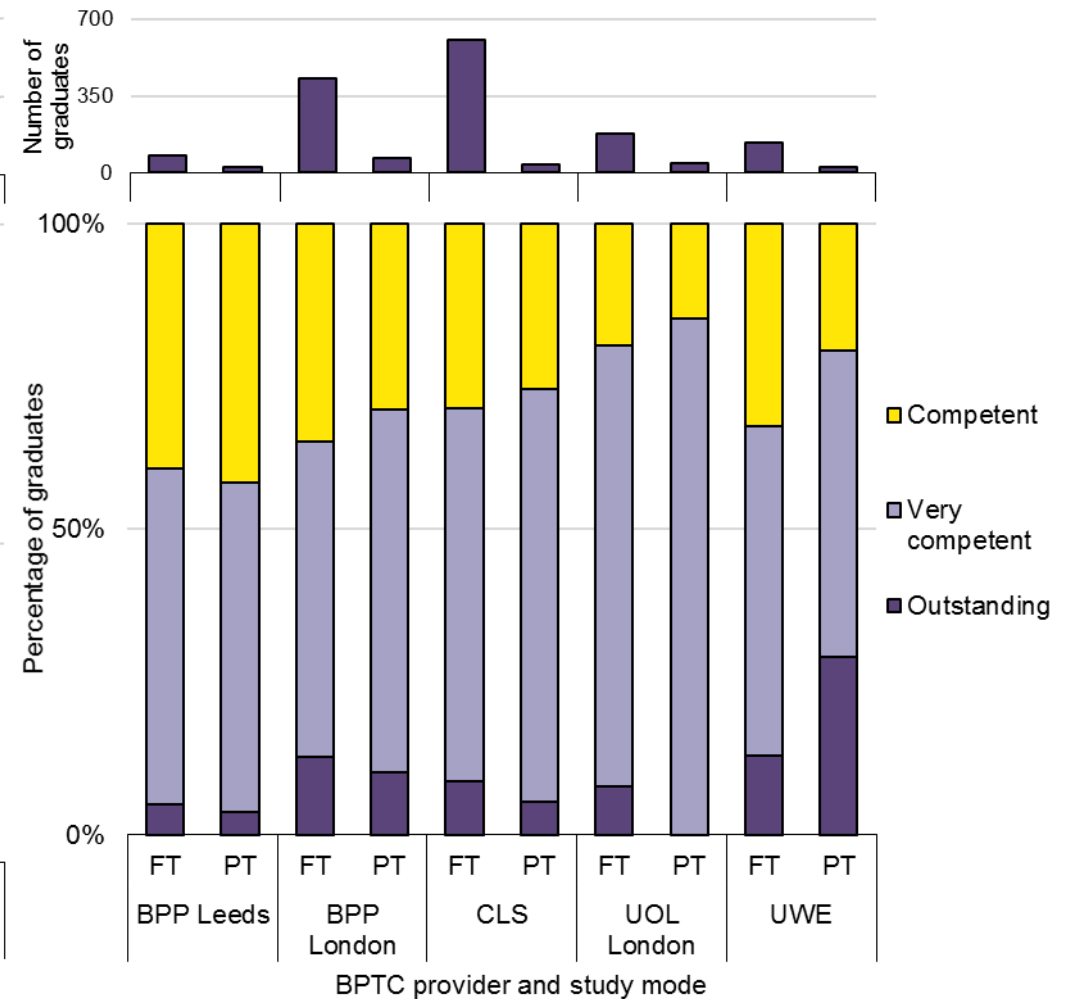
1. Up until 2016/17, a student who failed an assessment was usually permitted one further opportunity to re-take the failed assessment (shown as “Pass at 2nd attempt” in the chart). From 2016/17 this was changed to two further opportunities. Information on failure and re-assessment is contained in the [BPTC Handbook](#).
2. If a student has to re-sit any BPTC assessments due to failing an attempt at a module they will not be able to achieve an “Outstanding” grade.
3. Due to a small cohort (<20), data for MMU, UNN, and UOL Birmingham have not been included in the above.

3. A. 5. Comparison in BPTC outcomes by provider between full-time and part-time students: students from all domiciles – 2016 and 2017 enrolled students aggregated for part-time students, and 2017-2018 aggregated for full-time students (comparison at time of graduation based upon course length)

Percentage of failure, withdrawal and those not yet complete



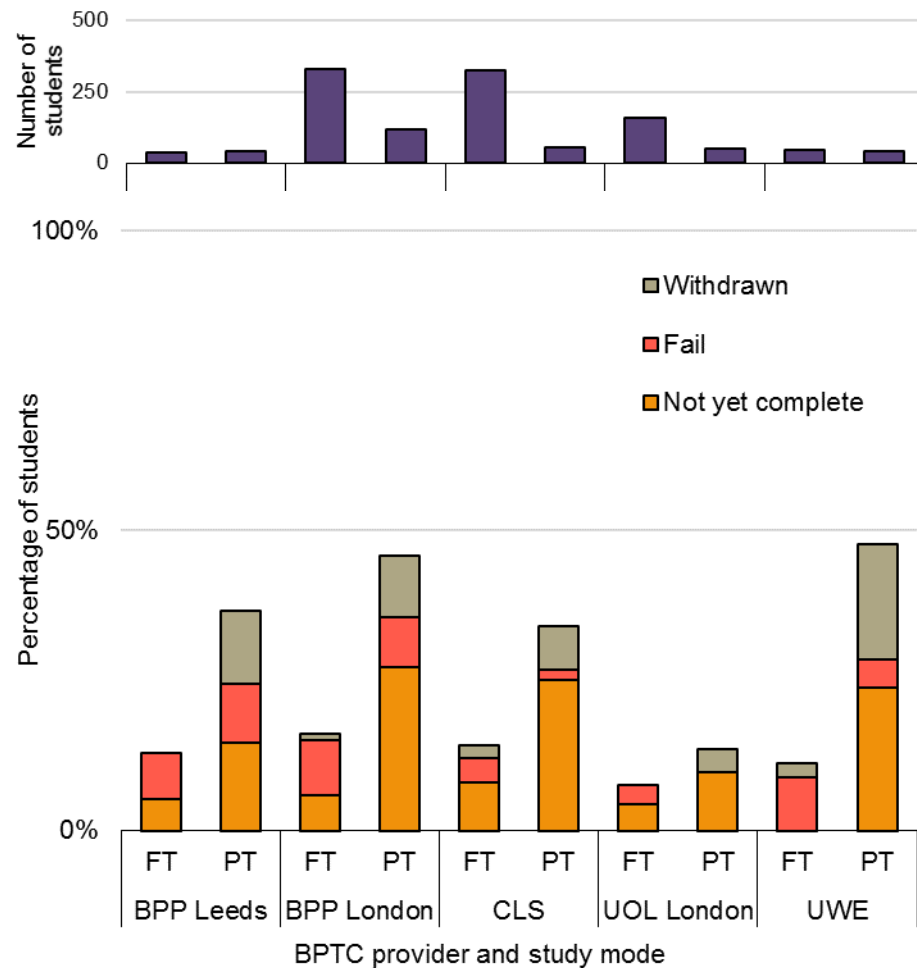
Outcomes for BPTC graduates



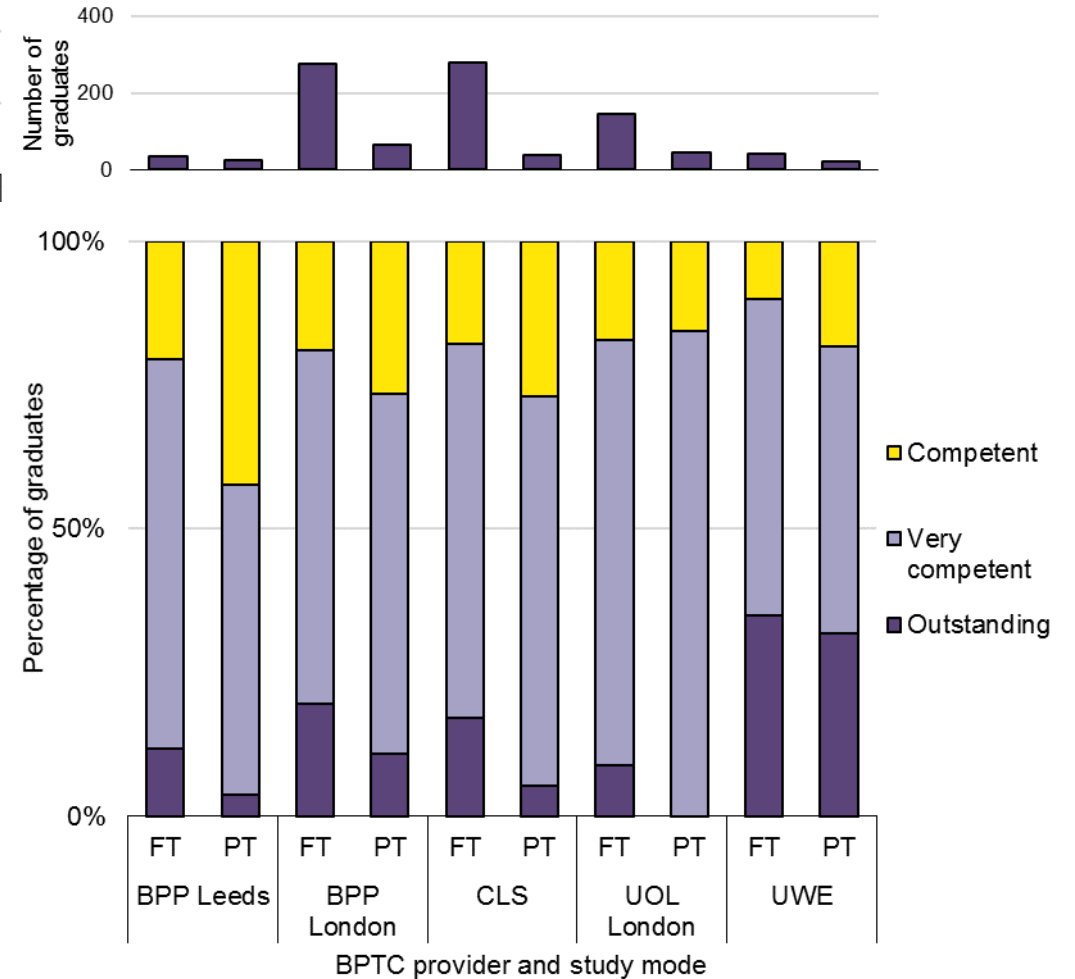
- Notes
1. The data above are intended to compare cohorts based upon predicted time of graduation from the BPTC based upon a part-time course length of two years, and full-time course length of one year.
 2. Due to a small cohort (<20), data for MMU, UNN, and UOL Birmingham have not been included in the above.

3. A. 6. Comparison in BPTC outcomes by provider between full-time and part-time students: UK/EU domiciled – 2016 and 2017 enrolled students aggregated for part-time students, and 2017-2018 aggregated for full-time students (comparison at time of graduation based upon course length)

Percentage of failure, withdrawal and those not yet complete



Outcomes for BPTC graduates



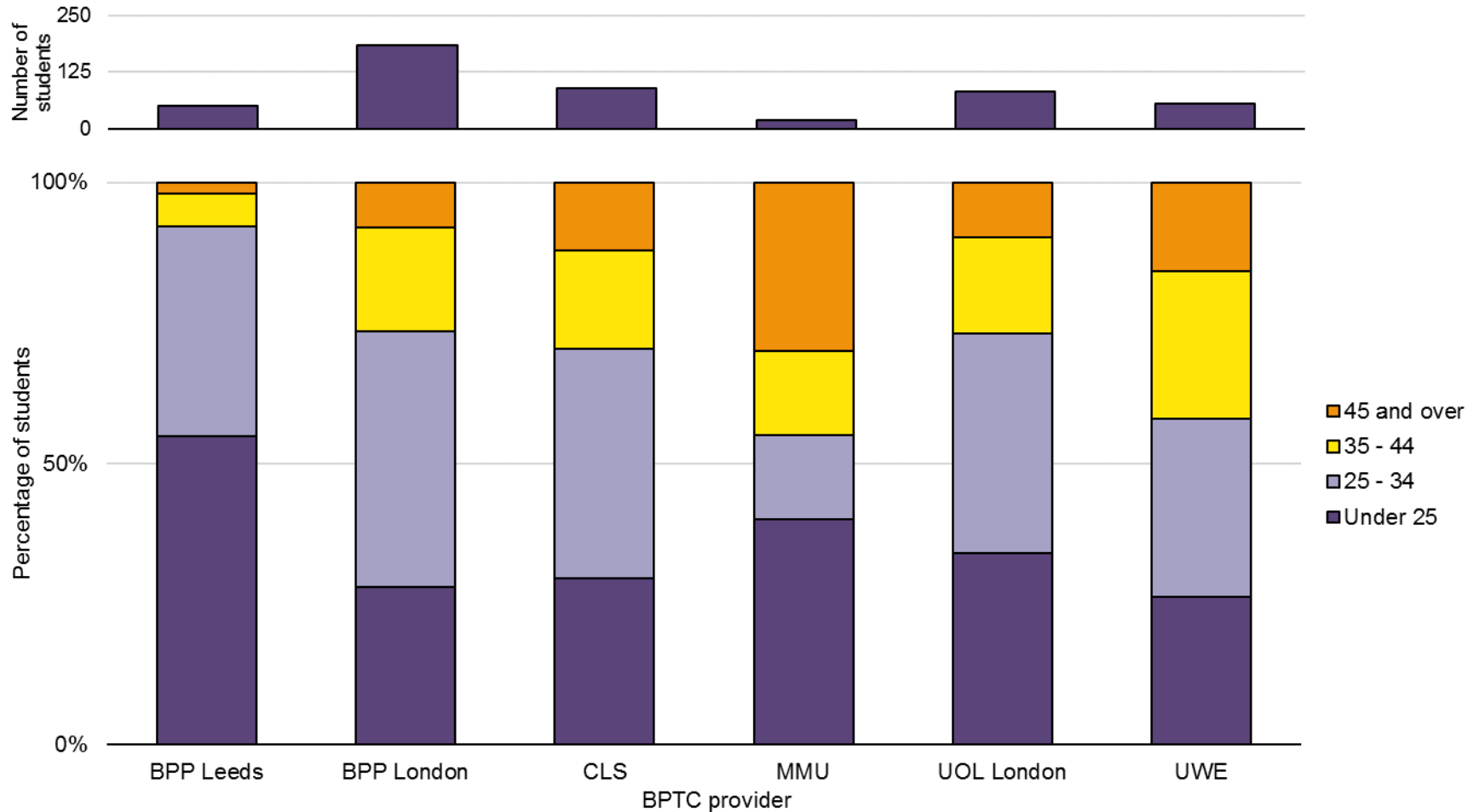
Notes

1. The data above is intended to compare cohorts based upon predicted time of graduation from the BPTC based upon a part-time course length of two years, and full-time course length of one year.
2. Due to a small cohort (<20), data for MMU, UNN, and UOL Birmingham have not been included in the above.

3. B. Profile of part-time BPTC students

3. B. sets out an overview of key profile data for part-time students enrolled on the BPTC.

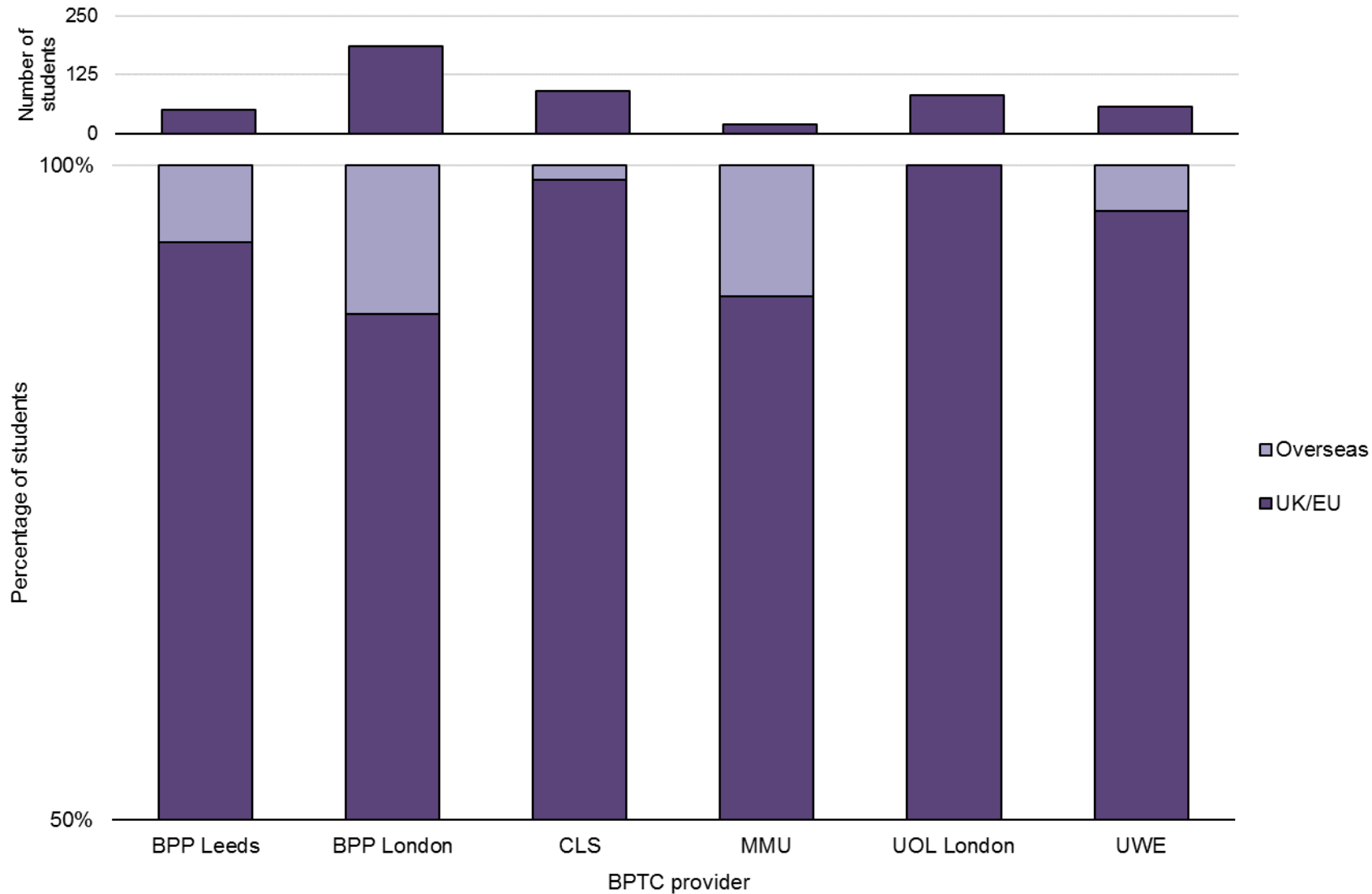
3. B. 1. Age of part-time students (as at 1 October in the year of enrolling on a BPTC): students from all domiciles – 2016-2018 aggregated



Note

1. Due to a small cohort (<20), data for UNN, and UOL Birmingham have not been included in the above.

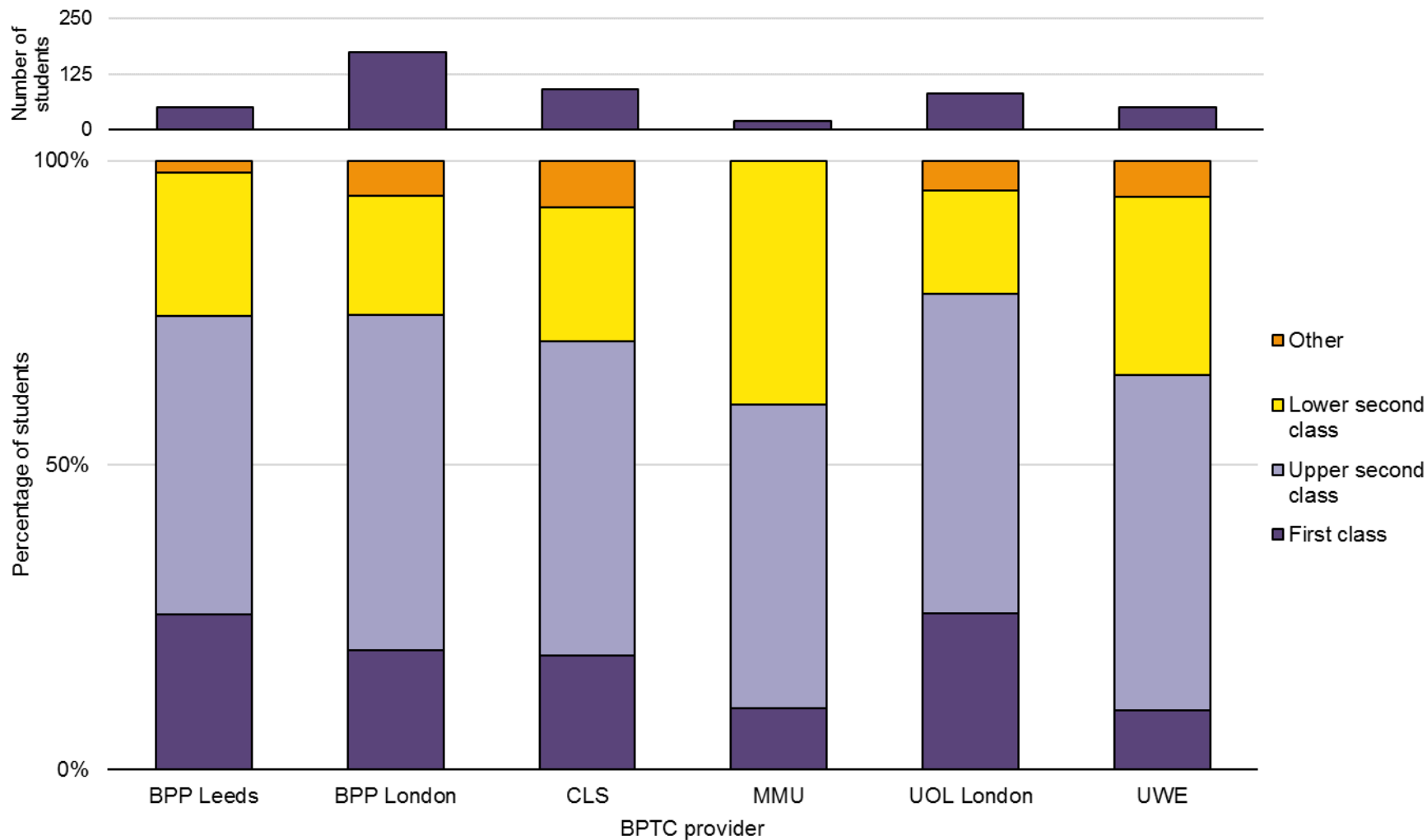
3. B. 2. Domicile of part-time BPTC students: students from all domiciles – 2016-2018 aggregated



Notes

1. This chart shows domicile i.e. the student's place of permanent residence prior to starting the course.
2. Data for students from the United Kingdom and the European Union have been merged.
3. Due to a small cohort (<20), data for UNN, and UOL Birmingham have not been included in the above.

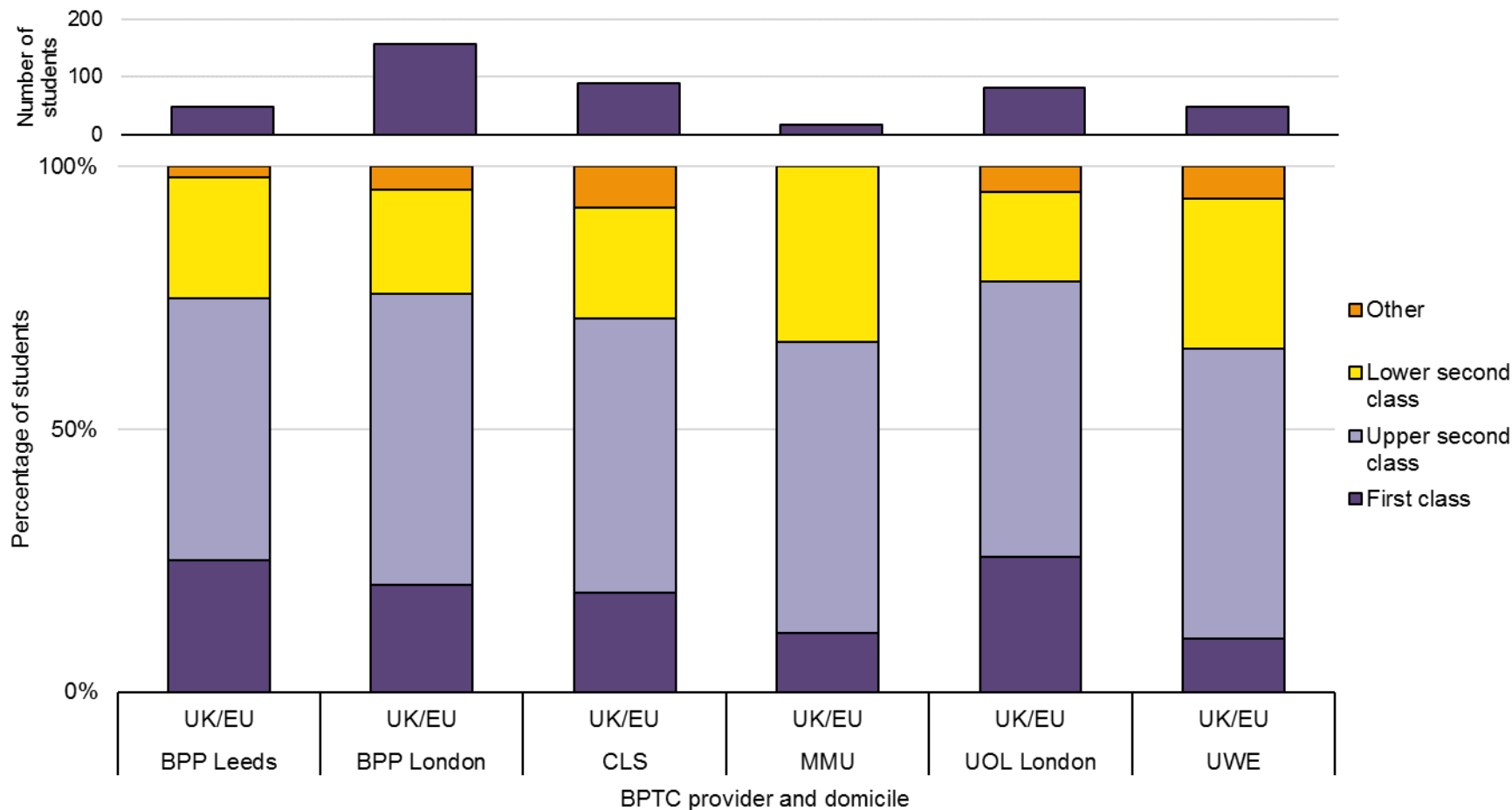
3. B. 3. First degree classification of part-time BPTC students: students from all domiciles – 2016-2018 aggregated



Note

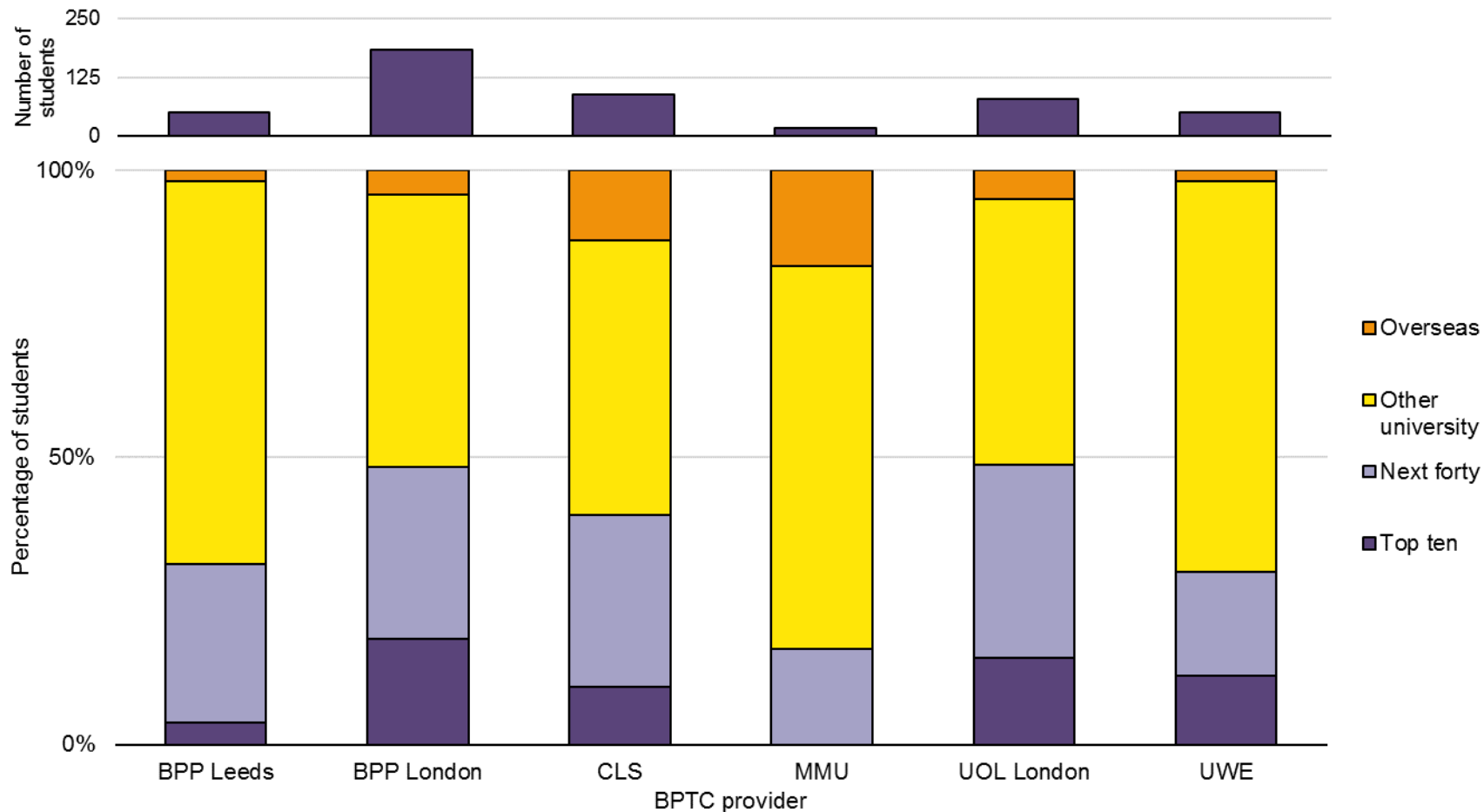
1. The minimum entry requirement for admission to the BPTC is a lower second class degree; in exceptional circumstances, students may be admitted to the BPTC with a different academic qualification. This is conditional on the granting of a waiver by the Bar Standards Board. Such students are classified as "Other".
2. Due to a small cohort (<20), data for UNN, and UOL Birmingham have not been included in the above.

3. B. 4. First degree classification of part-time BPTC students: UK/EU domiciled - 2016-2018 aggregated



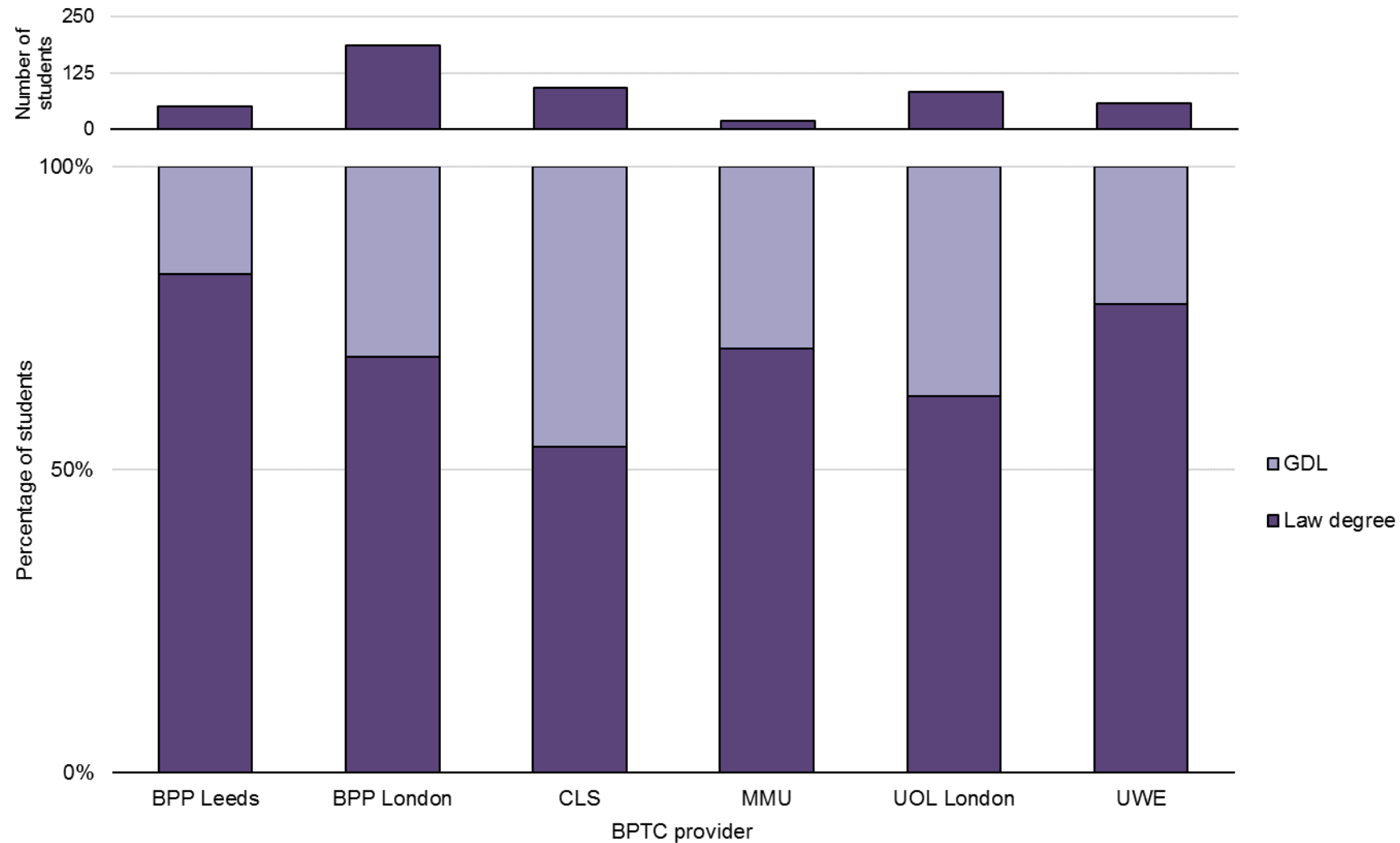
- Notes
1. Not all BPTC providers have provided students' domicile and first degree classification. Students with missing information on either are not included in the above chart.
 2. Students who did not gain a first class, upper second class or lower second class degree and were admitted to the BPTC with a different academic qualification are classified as "Other".
 3. Due to a small cohort (<20), data for UNN, and UOL Birmingham have not been included in the above.

3. B. 5. Ranking of university at which part-time BPTC students studied for first degree: students from all domiciles – 2016-2018 aggregated



- Note
1. The top fifty universities for each year have been taken from The Times and Sunday Times Good University Guide (for each academic year).
 2. Due to a small cohort (<20), data for UNN, and UOL Birmingham have not been included in the above.

3. B. 6. Part-time BPTC students who completed a law degree or Graduate Diploma in Law (GDL): students from all domiciles – 2016-2018 aggregated

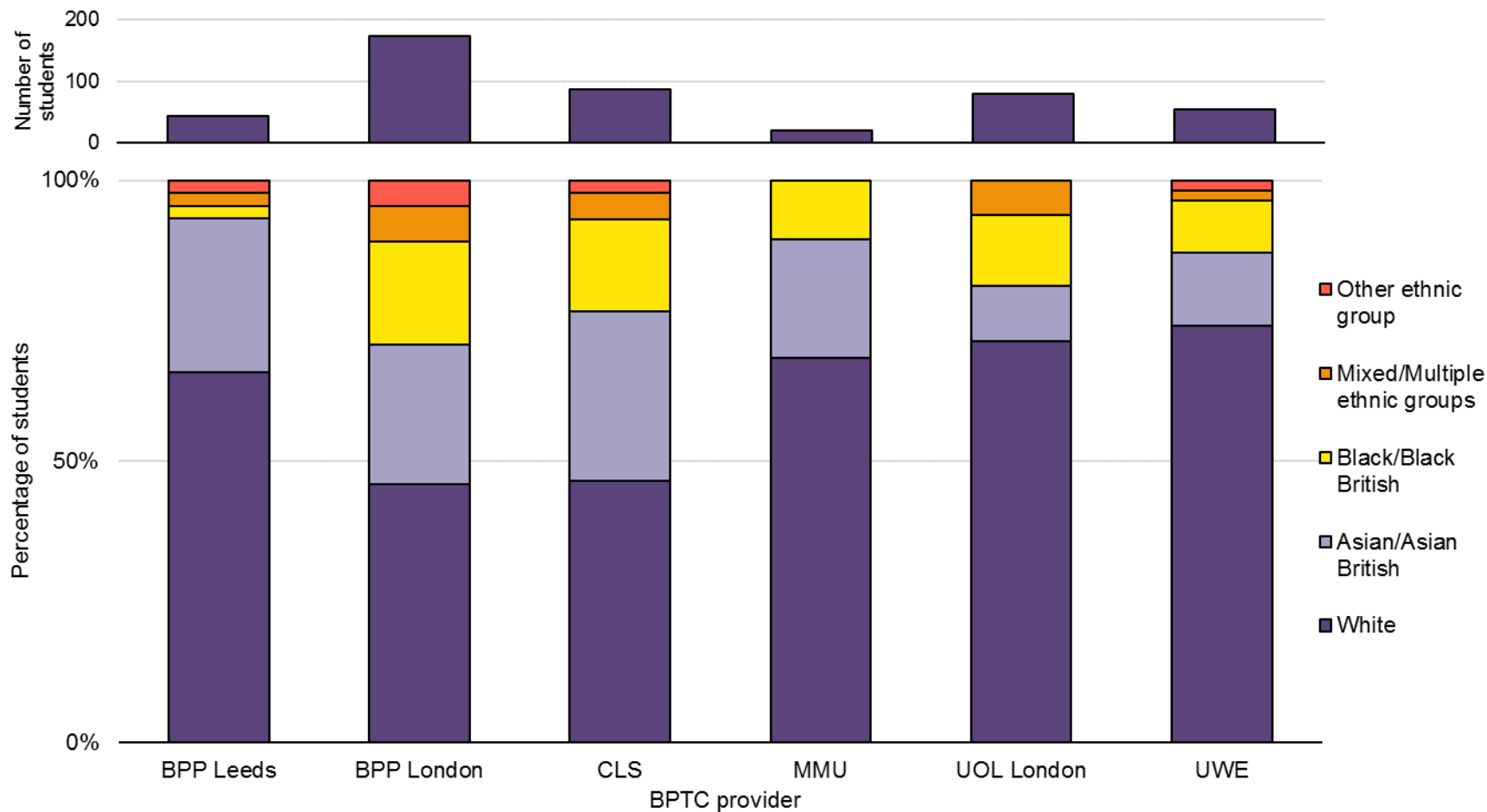


Note

1. The specific entry requirements for the BPTC are contained in the [BPTC Handbook](#).
2. The GDL is also known as the Common Professional Examination.
3. Due to a small cohort (<20), data for UNN, and UOL Birmingham have not been included in the above.

Tables B7, B8 and B9 set out data on protected characteristics in line with the Bar Standards Board equality and diversity guidelines

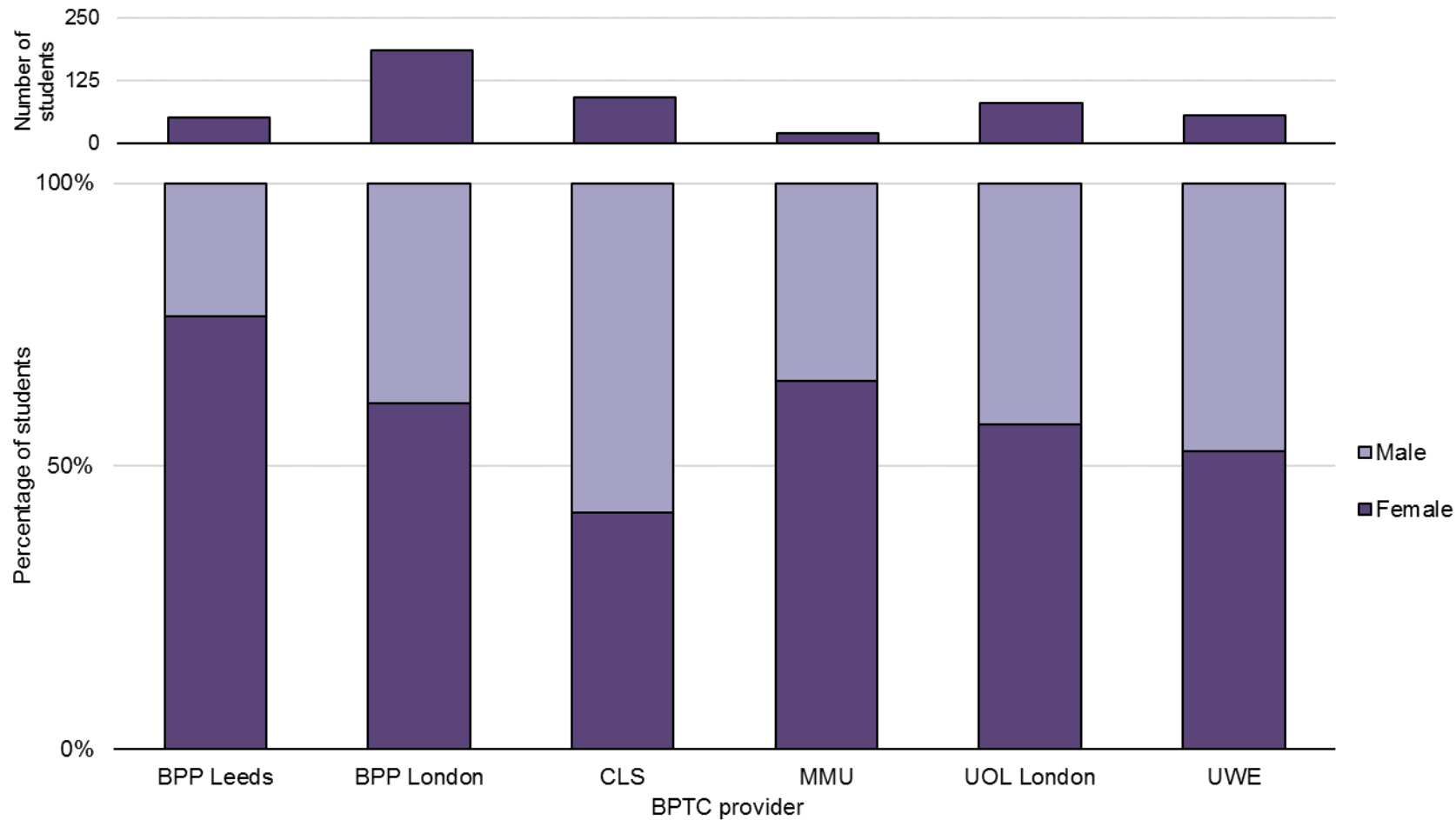
3. B. 7. Ethnicity of part-time BPTC students: students from all domiciles – 2016-2018 aggregated



Note

1. Students are not required to declare their ethnicity, but around 94 per cent of 2016-2018 part-time students have done so. Data for those where information on ethnicity has not been provided are not included in the above.
2. Due to a small cohort (<20), data for UNN, and UOL Birmingham have not been included in the above.

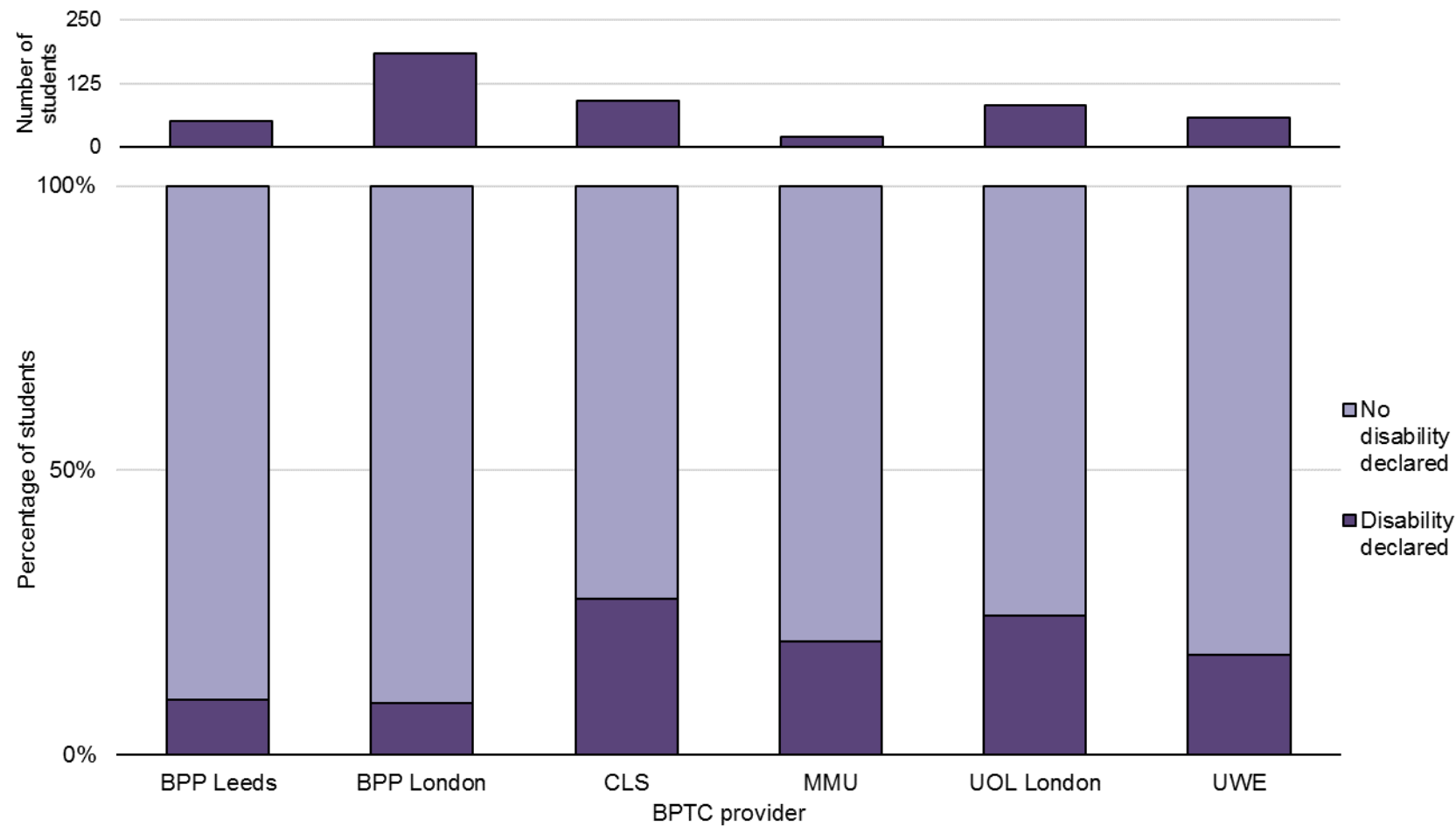
3. B. 8. Gender of part-time BPTC students: students from all domiciles – 2016-2018 aggregated



Note

1. Students are not required to declare their gender, but all 2016-2018 part-time students have done so. Data for those where information on gender has not been provided are not included in the above.
2. Due to a small cohort (<20), data for UNN, and UOL Birmingham have not been included in the above.

3. B. 9. Declared disability of part-time BPTC students: students from all domiciles – 2016-2018 aggregated



Note

1. Students are not required to declare their disability status, but all 2016-2018 part-time students have done so. Data for those where information on disability status has not been provided, are not included in the above.
2. Due to a small cohort (<20), data for UNN, and UOL Birmingham have not been included in the above.

**Bar Standards Board
289 – 293 High Holborn
LONDON**