



# **BPTC Key Statistics 2016**

## **Part 4: BPTC graduate progression statistics**

## Part 4: BPTC graduate progression statistics: both aggregated and by provider (full-time and part-time BPTC students)

The charts in Part 4 are based on first six pupillages commencing between 1 October 2011 and 31 March 2016 inclusive. Graduates in the cohorts covered by this report who have secured pupillage since 31 March 2016 will be included in the next publication.

Students may start pupillage up to five years after successfully completing the BPTC/Bar Vocational Course (BVC). These charts do not include pupils who either passed the BPTC/BVC prior to 2012 or were exempted, for example by virtue of having passed the Bar Transfer Test.

Full details of overall pupillage rates (including those who took alternative routes to pupillage) can be found at:

<https://www.barstandardsboard.org.uk/media-centre/research-and-statistics/statistics/pupillage-statistics/>

Not all students taking the BPTC will wish to undertake pupillage, or wish to remain domiciled in the UK. There are relatively few overseas domiciled BPTC graduates that have gained pupillage in the UK following completion of the course, and for this reason, the majority of the charts in part 4 contain data on UK/EU domiciled BPTC graduates only. Of the BPTC graduates enrolling in the academic years commencing 2011-2014, 19 overseas domiciled BPTC graduates gained first six pupillage in comparison to 984 UK/EU domiciled BPTC graduates.

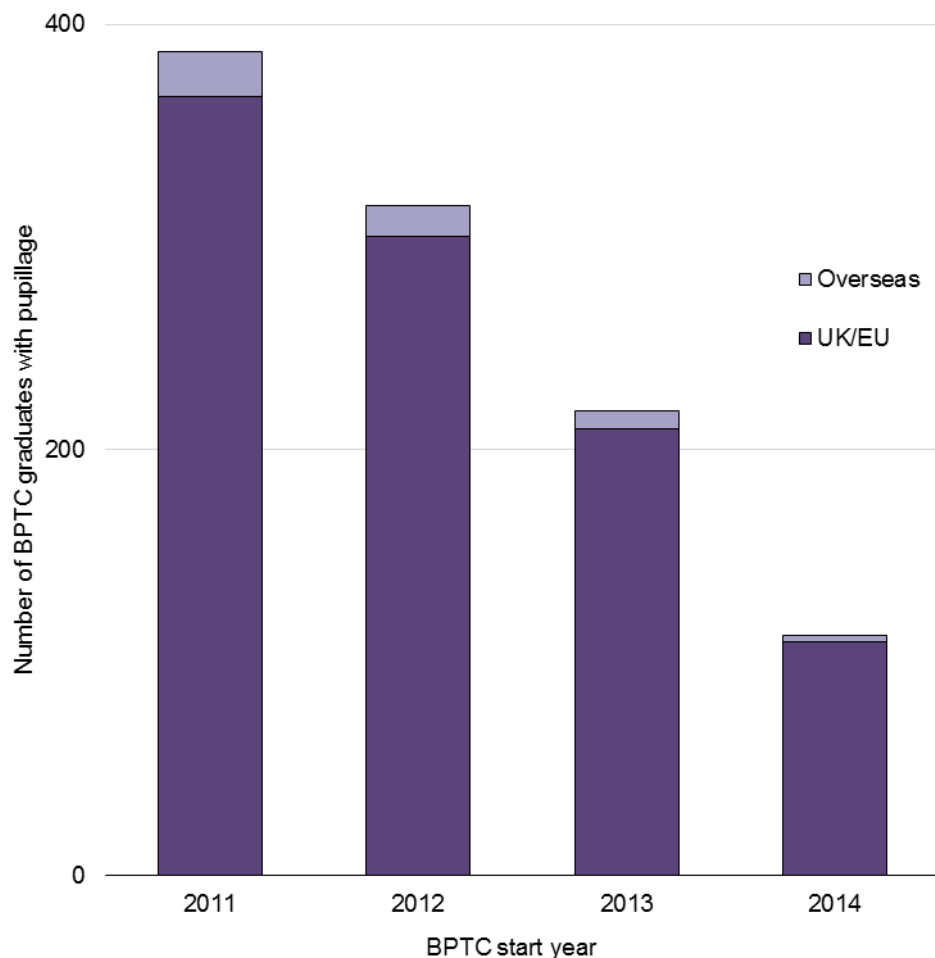
## Contents

<b>4. A. BPTC graduate progression of full-time and part-time BPTC students</b>	<b>4</b>
4. A. 1. Domicile of full-time and part-time BPTC graduates commencing first six pupillage	4
4. A. 2. BPTC graduates commencing pupillage within 6 months, 6 - 18 months, and over 18 months following completion of the BPTC: UK/EU domiciled students	5
4. A. 3. BPTC grades of graduates commencing first six pupillage: UK/EU domiciled students	6
4. A. 4. Pupillage rate of BPTC graduates, by part-time and full-time mode of study: UK/EU domiciled students	7
4. A. 5. 1. First degree classification and BPTC grade of full-time and part-time BPTC graduates commencing first six pupillage: UK/EU domiciled students - number of those with pupillage	8
4. A. 5. 2. First degree classification and BPTC grade of full-time and part-time BPTC graduates commencing first six pupillage: UK/EU domiciled students only – percentage of BPTC graduates in each grouping that have gained pupillage	9
4. A. 6. Time taken to gain pupillage following completion of the BPTC, by first degree classification and BPTC grade: UK/EU domiciled students – 2011-2014 aggregated	10
4. A. 7. Ethnicity, first degree classification and BPTC overall grade of full-time and part-time BPTC graduates commencing first six pupillage: UK/EU domiciled students – 2011-2014 aggregated	11
4. A. 8. Gender, first degree classification and BPTC overall grade of full-time and part-time BPTC graduates commencing first six pupillage: UK/EU domiciled students – 2011-2014 aggregated	12
4. A. 9. Disability status, first degree classification and BPTC overall grade of full-time and part-time BPTC graduates commencing first six pupillage: UK/EU domiciled students – 2011-2014 aggregated	13
4. A. 10. Ranking of first degree institution, first degree classification and BPTC overall grade of full-time and part-time BPTC graduates commencing first six pupillage: UK/EU domiciled students – 2011-2014 aggregated	14
4. A. 11. Age at enrolment, first degree classification and BPTC overall grade of full-time and part-time BPTC graduates commencing first six pupillage: UK/EU domiciled students – 2011-2014 aggregated	15
<b>4. B. BPTC graduate progression of full-time and part-time BPTC students, by provider</b>	<b>16</b>
4. B. 1. Domicile of BPTC graduates commencing first six pupillage – 2011-2014 aggregated	16
4. B. 2. BPTC graduates commencing pupillage within 6 months, 6 - 18 months, and over 18 months following completion of the BPTC: UK/EU domiciled graduates	17
4. B. 3. Pupillage rate of BPTC graduates, by provider: UK/EU domiciled students	18
4. B. 4. Percentage of graduates with each BPTC grade commencing first six pupillage, by provider: UK/EU domiciled students – 2011-2014 aggregated	19
4. B. 5. First degree classification of BPTC graduates commencing first six pupillage: students from all domiciles – 2011-2014 aggregated	20

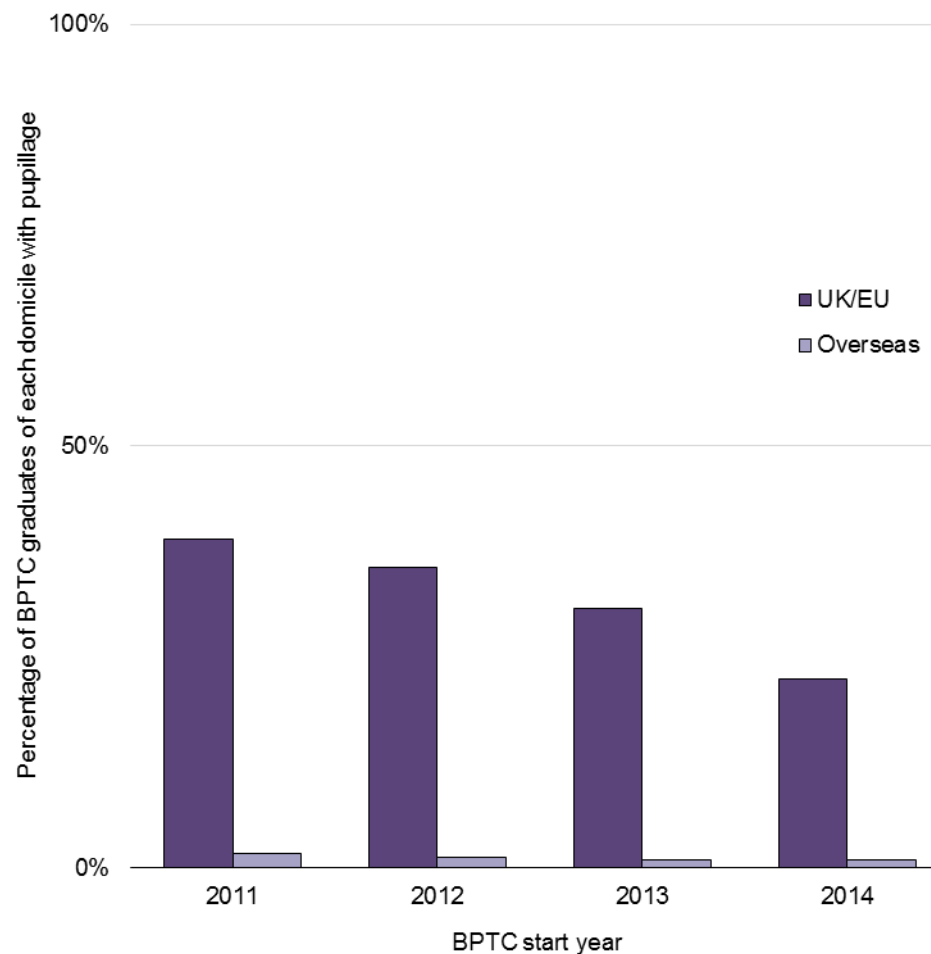
## 4. A. BPTC graduate progression of full-time and part-time BPTC students

### 4. A. 1. Domicile of full-time and part-time BPTC graduates commencing first six pupillage

Number of graduates gaining pupillage



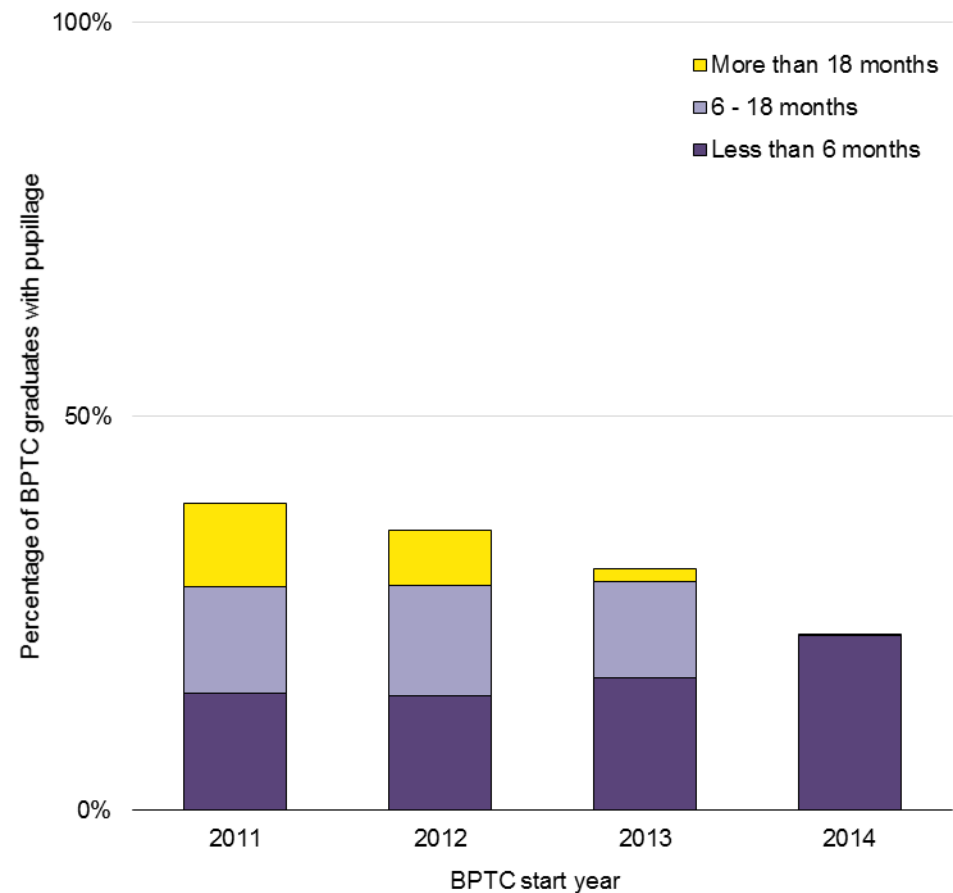
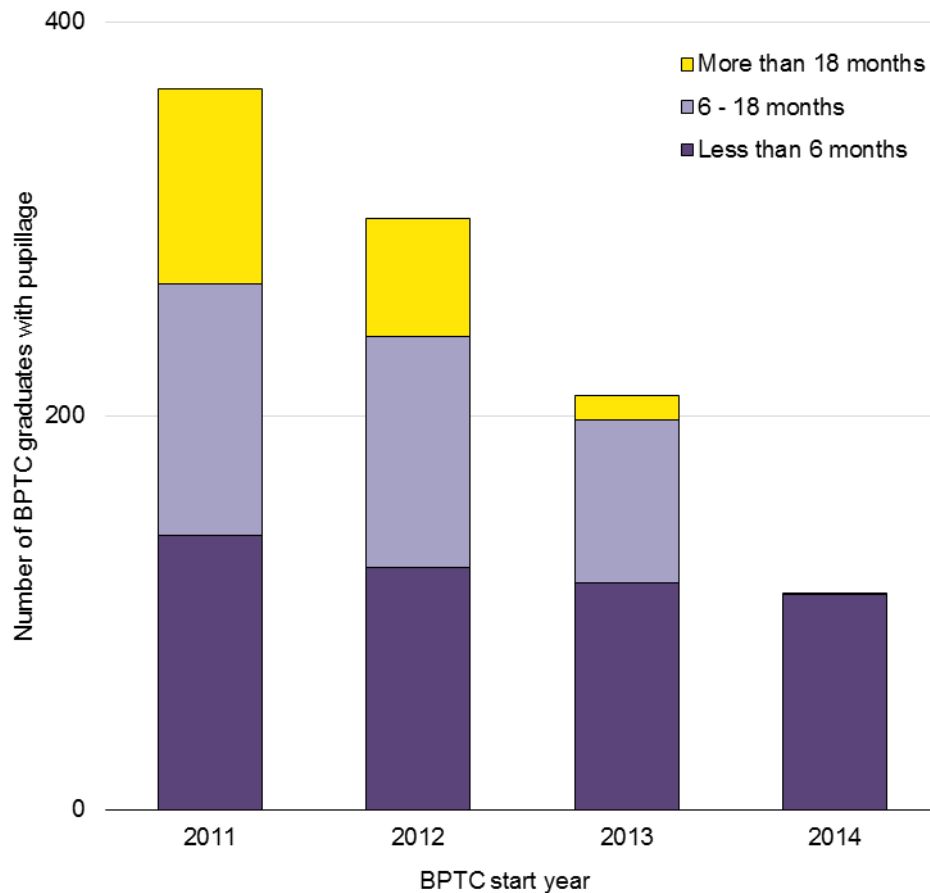
Percentage of graduates of each domicile gaining pupillage



#### Notes

1. The charts above show the number and percentage of students who successfully completed the BPTC during the report period who commenced first six pupillage between 1 October 2011 and 31 March 2016 following graduation.
2. Many students are domiciled outside the United Kingdom and do not intend to practise in England and Wales upon completion of the BPTC.

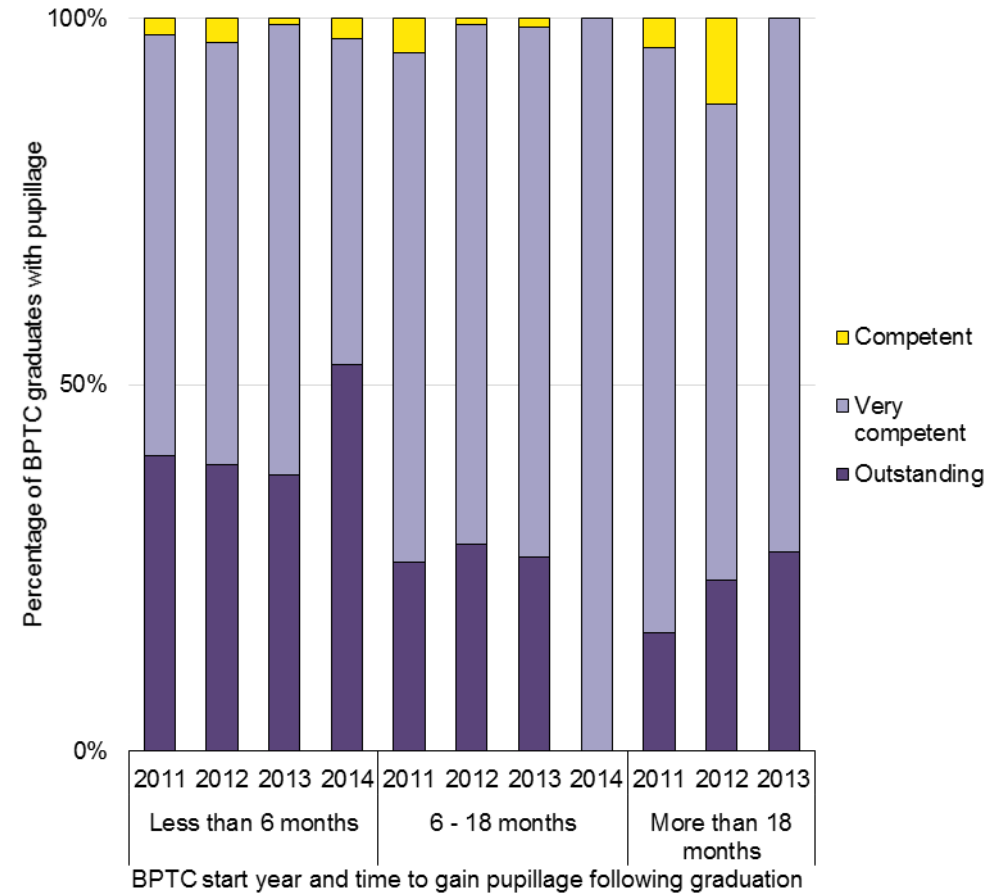
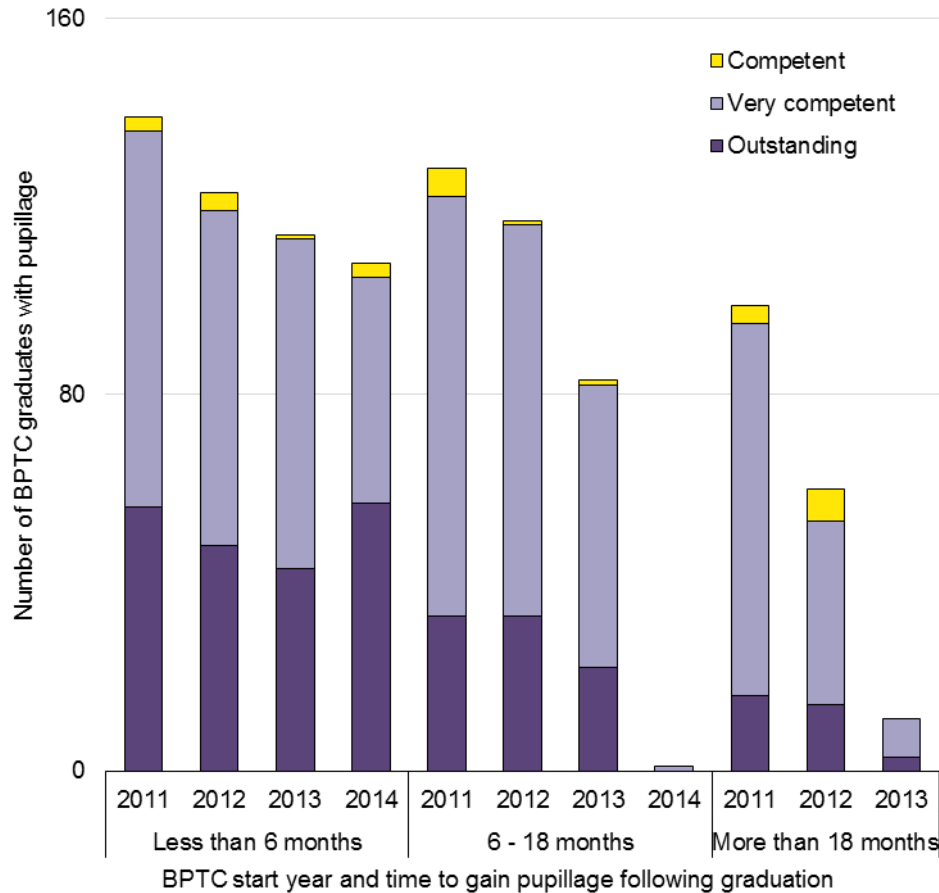
**4. A. 2. BPTC graduates commencing pupillage within 6 months, 6 - 18 months, and over 18 months following completion of the BPTC: UK/EU domiciled students**



Notes

1. The charts above show the number and percentage of students who successfully completed the BPTC during the report period who commenced first six pupillage between 1 October 2011 and 31 March 2016 following graduation. They are categorised by the length of time passed following completion of the BPTC and commencement of first six pupillage.
2. Application for pupillage can be made before commencing the BPTC.
3. In the absence of data on the date of award for completion of the BPTC, if a student passed the BPTC at first attempt, the length of time between completion of the BPTC and the commencement of pupillage was calculated from 31 July in the year of graduation. The period was calculated for other students from 31 October in the year of graduation.

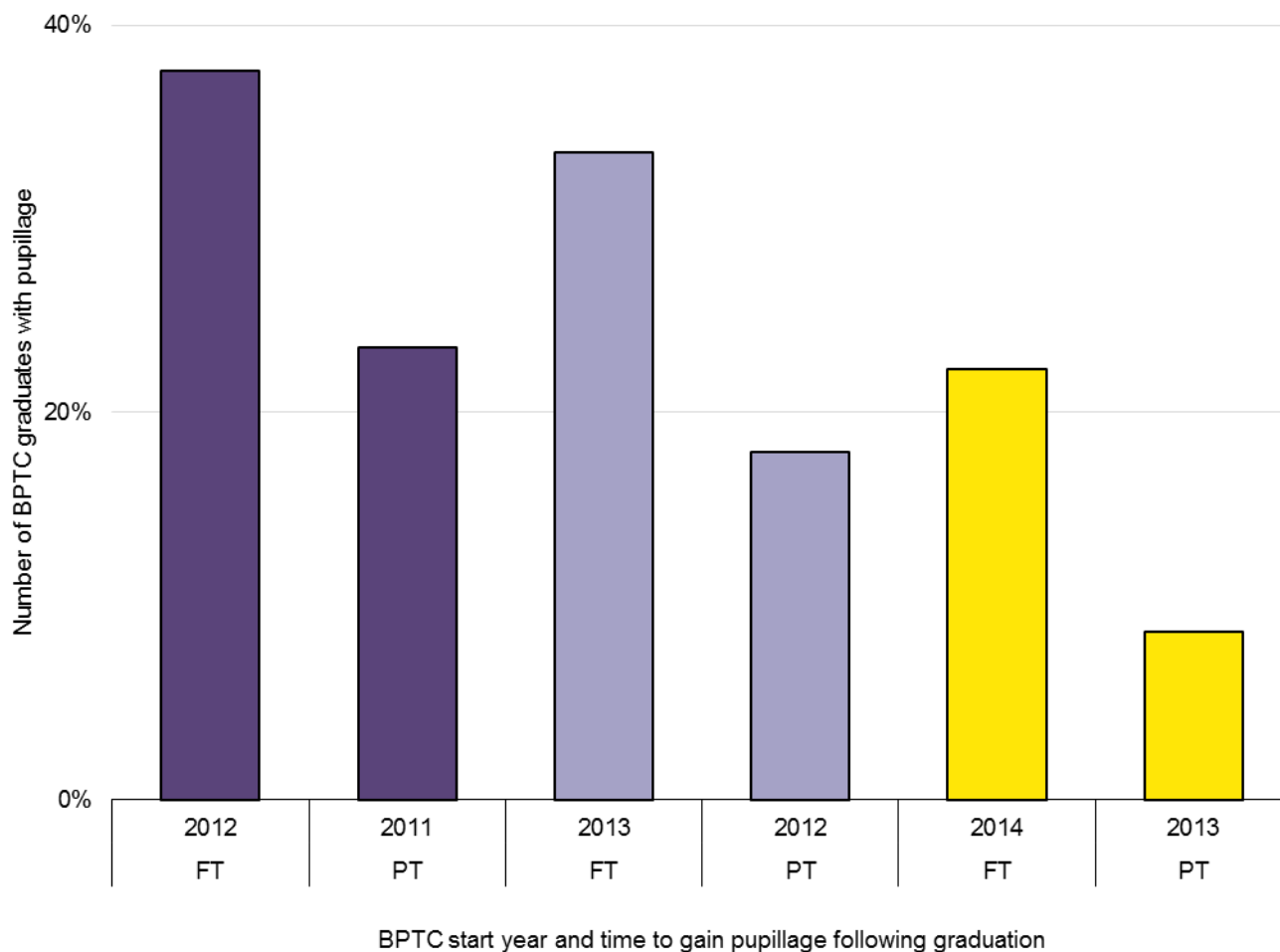
**4. A. 3. BPTC grades of graduates commencing first six pupillage, by time taken to gain pupillage following completion of the BPTC: UK/EU domiciled students**



Notes

1. The chart above shows the number and percentage of students who successfully completed the BPTC during the report period who commenced first six pupillage between 1 October 2011 and 31 March 2016 following graduation. They are categorised by the length of time passed following completion of the BPTC and commencement of first six pupillage.
2. In the absence of data on the date of award for completion of the BPTC, if a student passed the BPTC at first attempt, the length of time between completion of the BPTC and the commencement of pupillage was calculated from 31 July in the year of graduation. The period was calculated for other students from 31 October in the year of graduation.

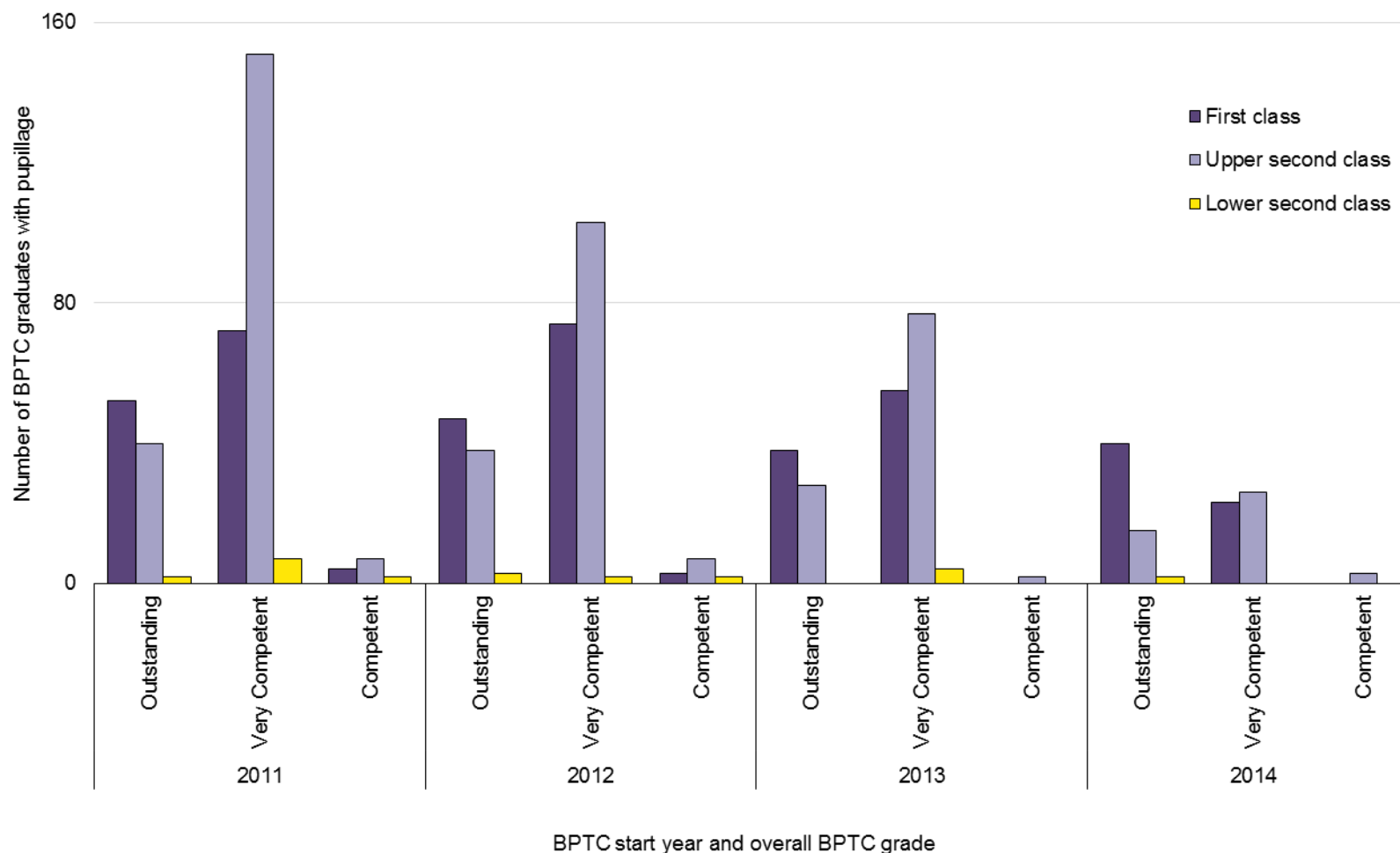
**4. A. 4. Pupillage rate of BPTC graduates, by part-time and full-time mode of study: UK/EU domiciled students**



Notes

1. The data in the chart above is intended to compare cohorts based upon predicted time of graduation from the BPTC based upon a part-time course length of two years, and full-time course length of one year.
2. The chart above shows the percentage of students who successfully completed the BPTC during the report period who commenced first six pupillage between 1 October 2011 and 31 March 2016 following graduation.

**4. A. 5. 1. First degree classification and BPTC grade of full-time and part-time BPTC graduates commencing first six pupillage: UK/EU domiciled students - number of those with pupillage**

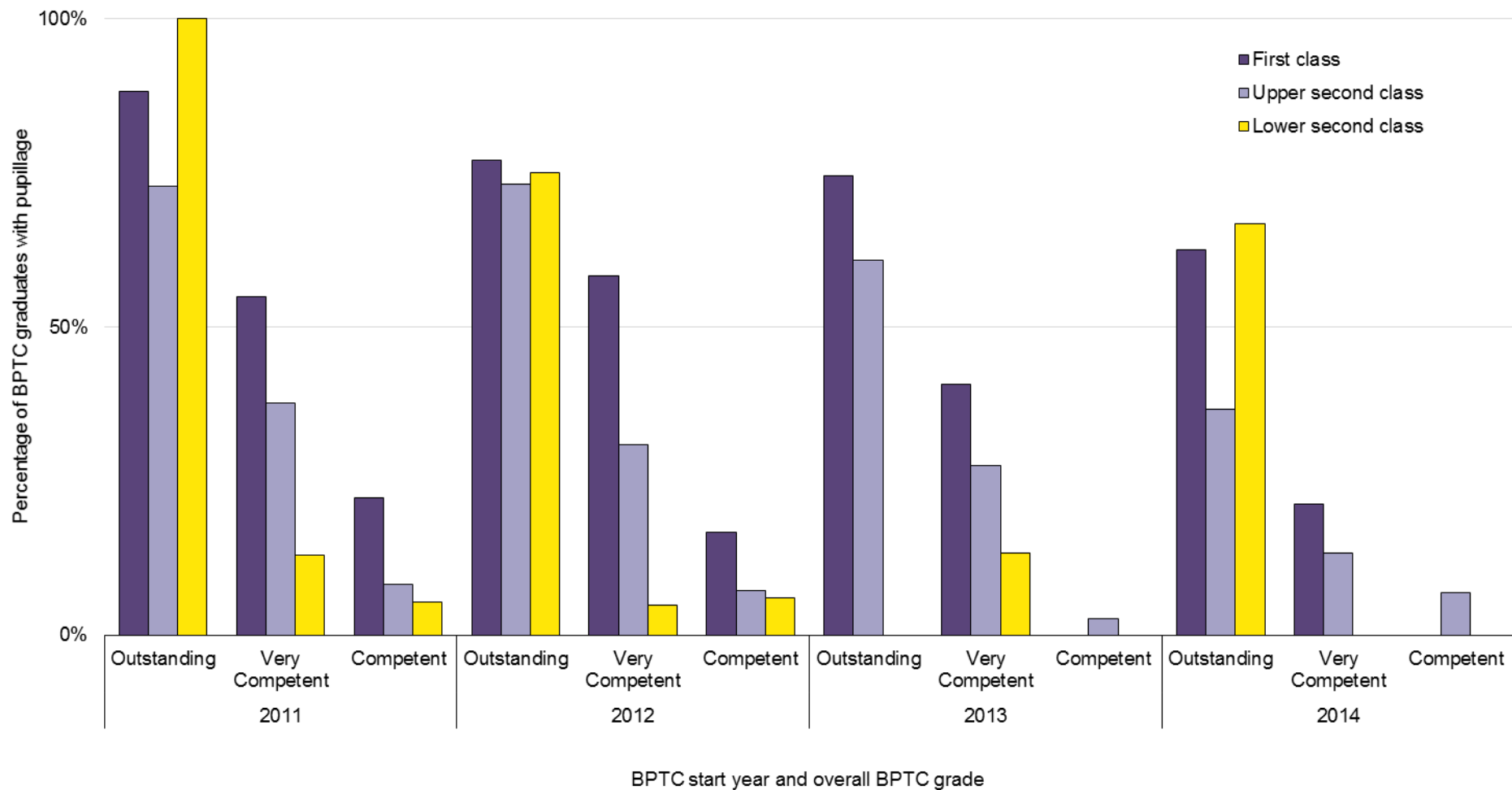


Notes

1. The chart above shows the number of students who successfully completed the BPTC during the report period who commenced first six pupillage between 1 October 2011 and 31 March 2016 following graduation. They are categorised by the length of time passed following completion of the BPTC and commencement of first six pupillage.
2. Not all course providers were able to provide the first degree classifications for students: these instances and instances of students with other first degree classifications have not been included in the chart.



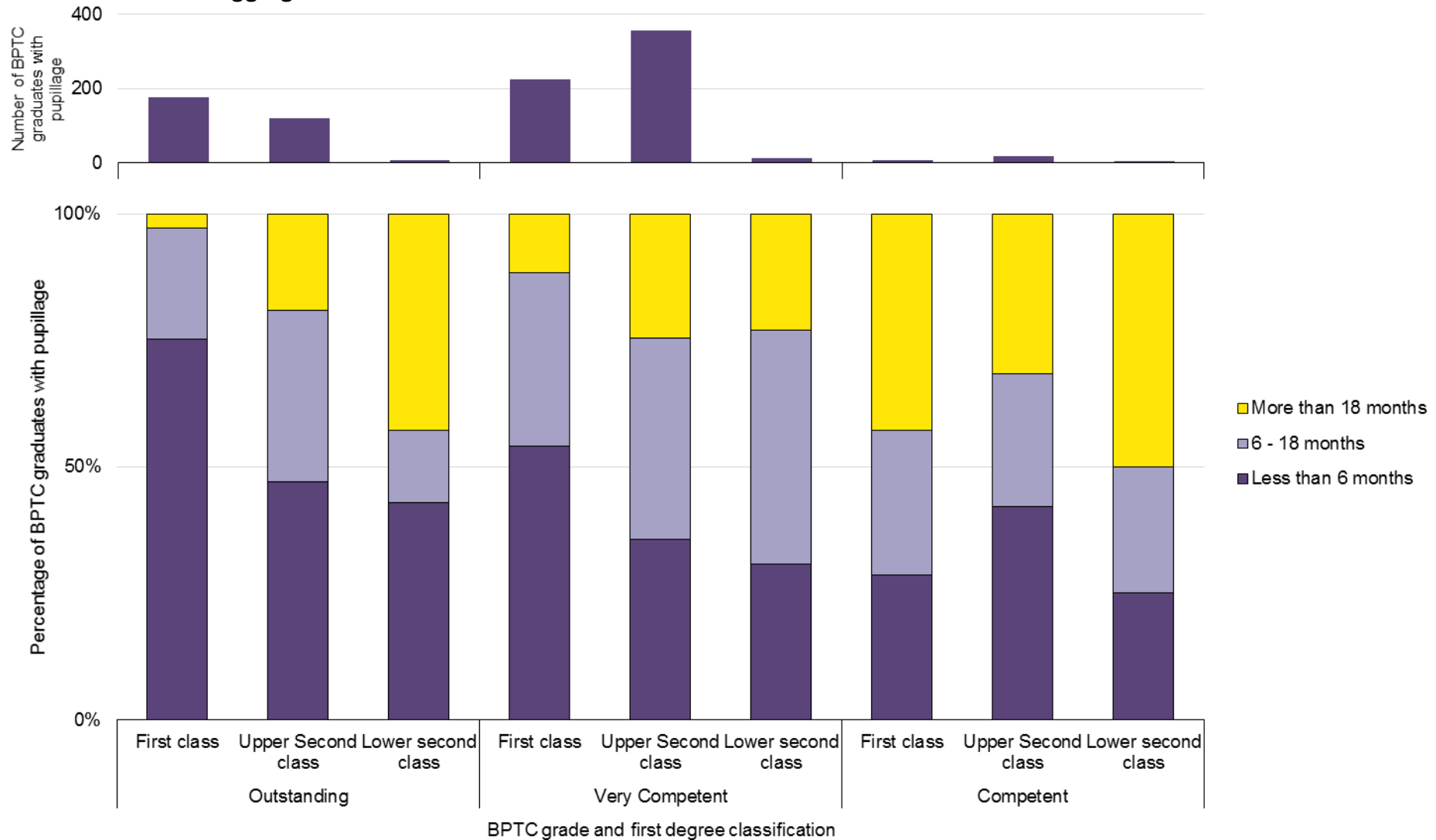
**4. A. 5. 2. First degree classification and BPTC grade of full-time and part-time BPTC graduates commencing first six pupillage: UK/EU domiciled students only – percentage of BPTC graduates in each grouping that have gained pupillage**



Notes

1. The chart above shows the percentage of students who successfully completed the BPTC during the report period who commenced first six pupillage between 1 October 2011 and 31 March 2016 following graduation. They are grouped by BPTC grade and first degree classification.
2. Not all course providers were able to provide the first degree classifications for students: these instances and instances of students with other first degree classifications have not been included in the chart.

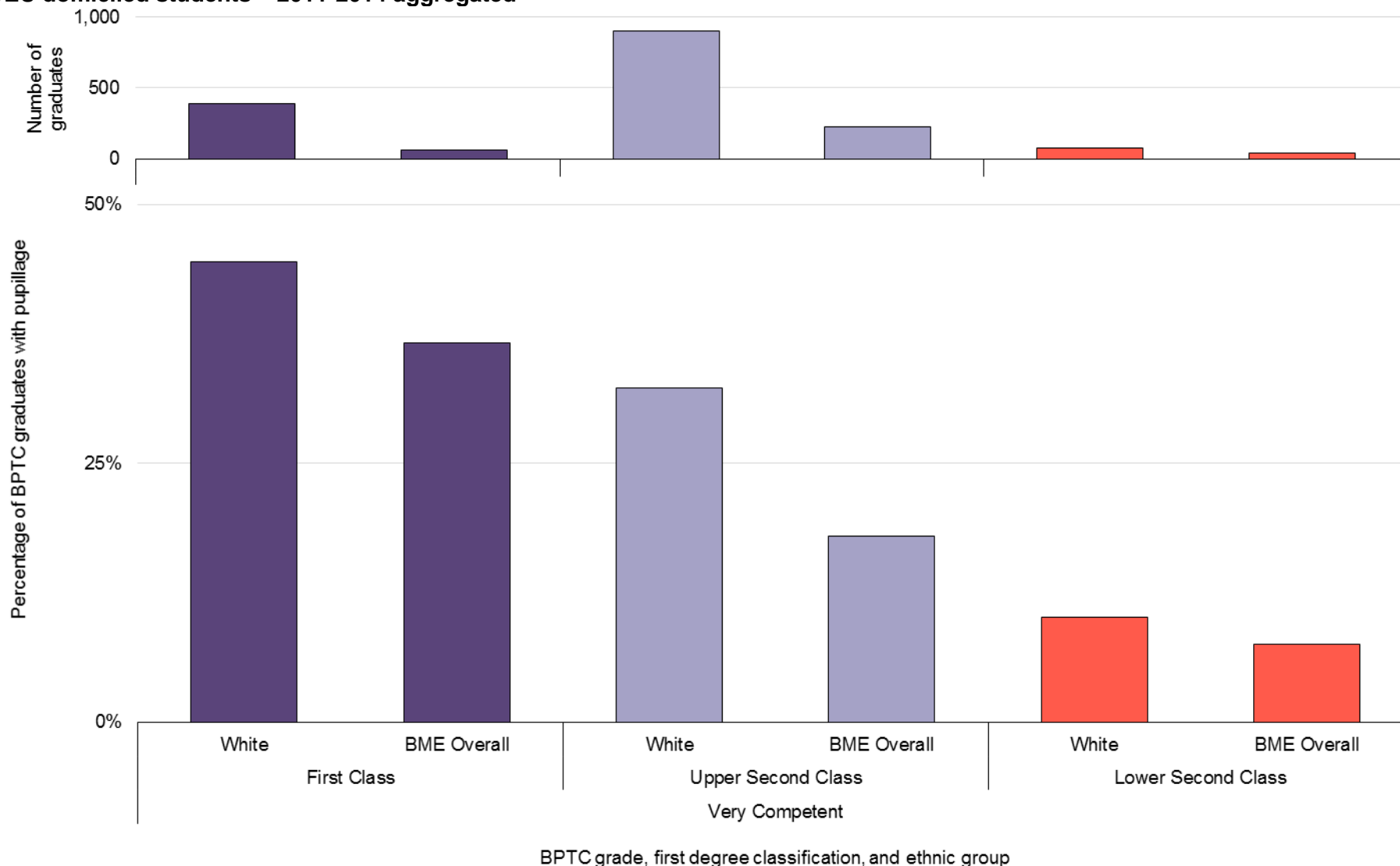
**4. A. 6. Time taken to gain pupillage following completion of the BPTC, by first degree classification and BPTC grade: UK/EU domiciled students – 2011-2014 aggregated**



**Note**

- In the absence of data on the date of award for completion of the BPTC, if a student passed the BPTC at first attempt, the length of time between completion of the BPTC and the commencement of pupillage was calculated from 31 July in the year of graduation. The period was calculated for other students from 31 October in the year of graduation.

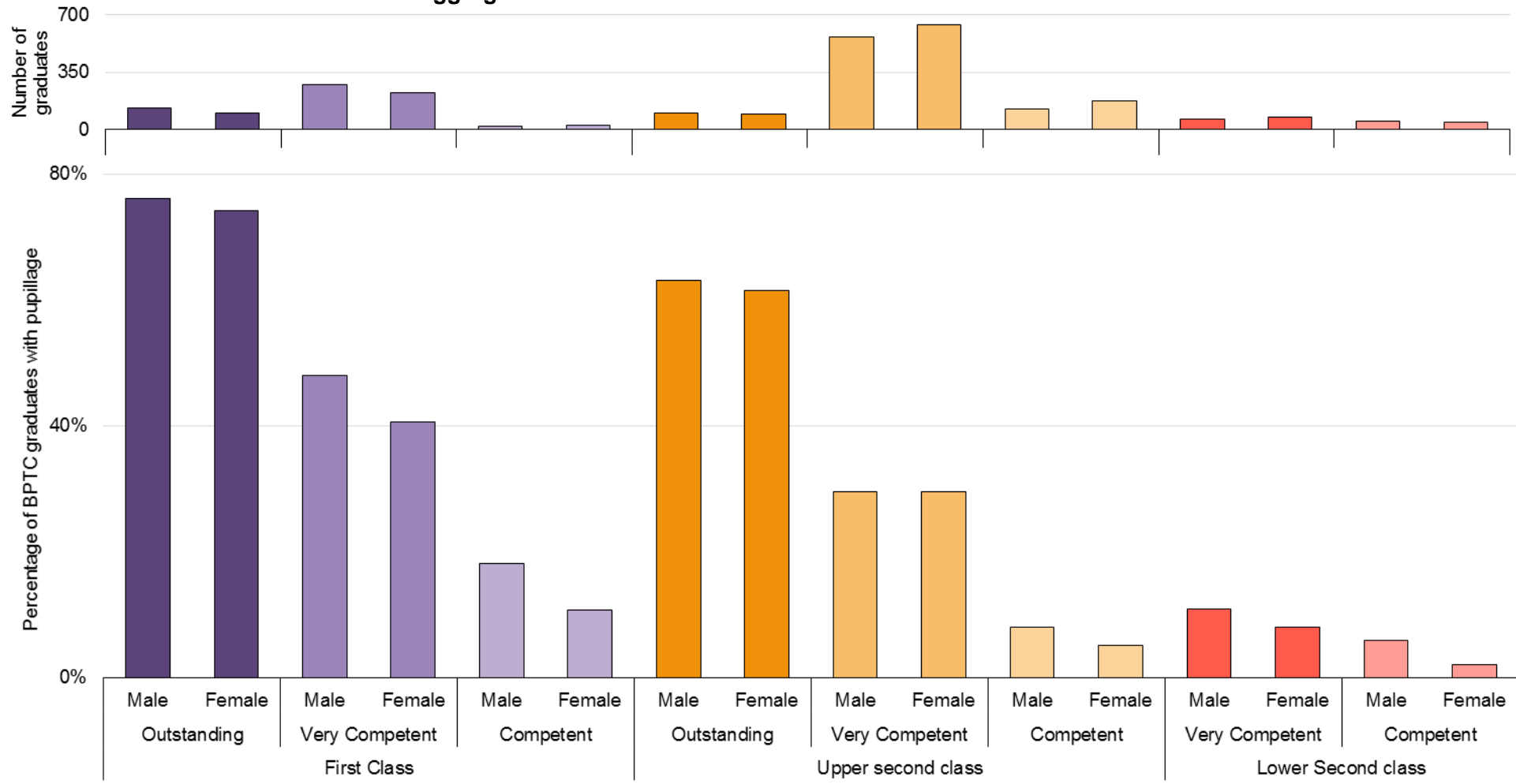
**4. A. 7. Ethnicity, first degree classification and BPTC overall grade of full-time and part-time BPTC graduates commencing first six pupillage: UK/EU domiciled students – 2011-2014 aggregated**



**Note**

1. Data for other BPTC overall grades has not been included owing to small numbers of students from Black and minority ethnic (BME) backgrounds. In the chart above, those from BME backgrounds with a first class and those with lower second class first degree classification have been grouped together, also owing to small numbers in each respective group.

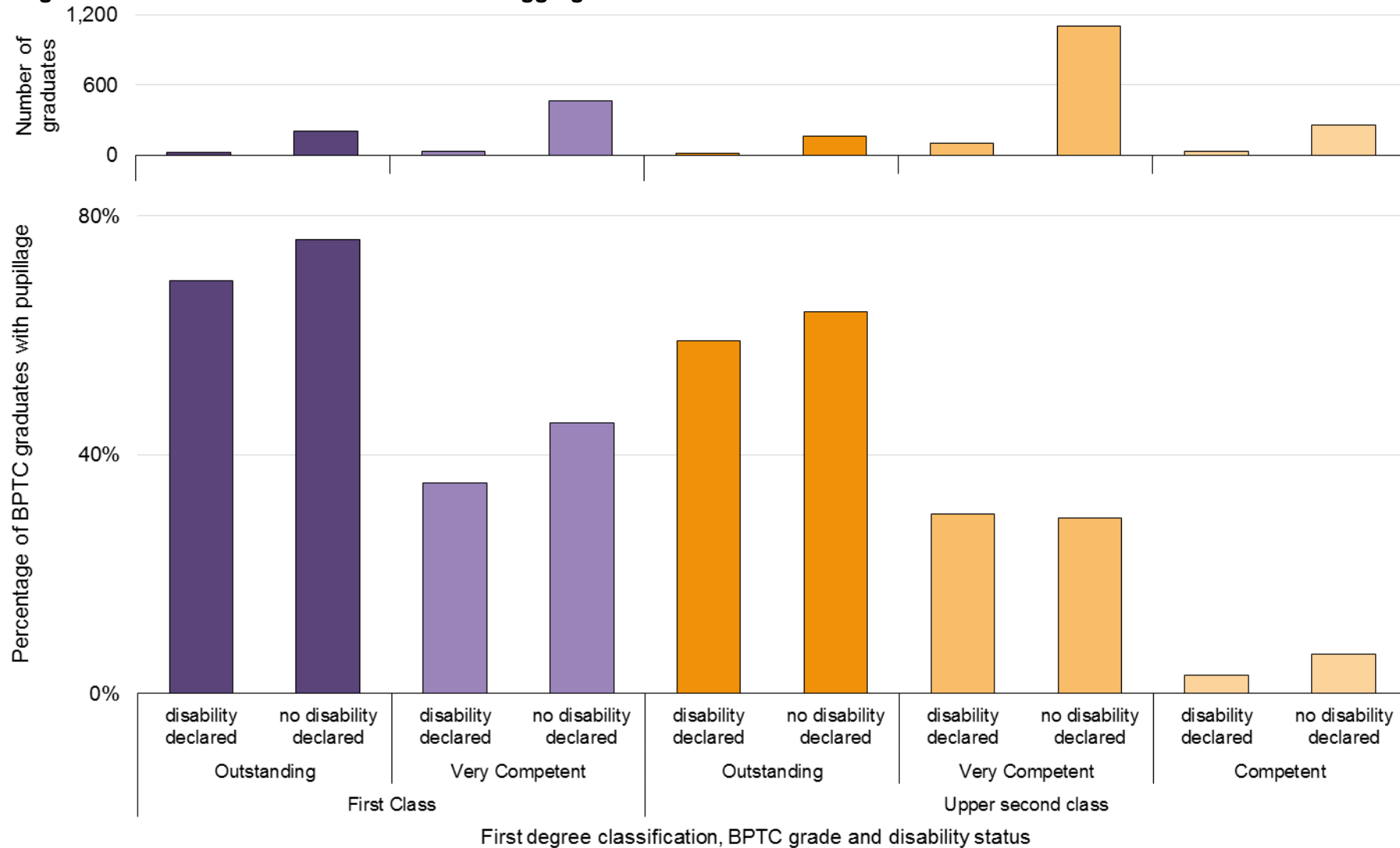
**4. A. 8. Gender, first degree classification and BPTC overall grade of full-time and part-time BPTC graduates commencing first six pupillage: UK/EU domiciled students – 2011-2014 aggregated**



First degree classification, BPTC grade and gender

- Note
1. Data for those with a Lower Second Class first degree classification and “Outstanding” overall BPTC grade have not been included in the chart above owing to small numbers in this group.
  2. Of the cohorts covered by this report, 528 male BPTC graduates and 477 female BPTC graduates commenced first six pupillage between 1 October 2011 and 31 March 2016.

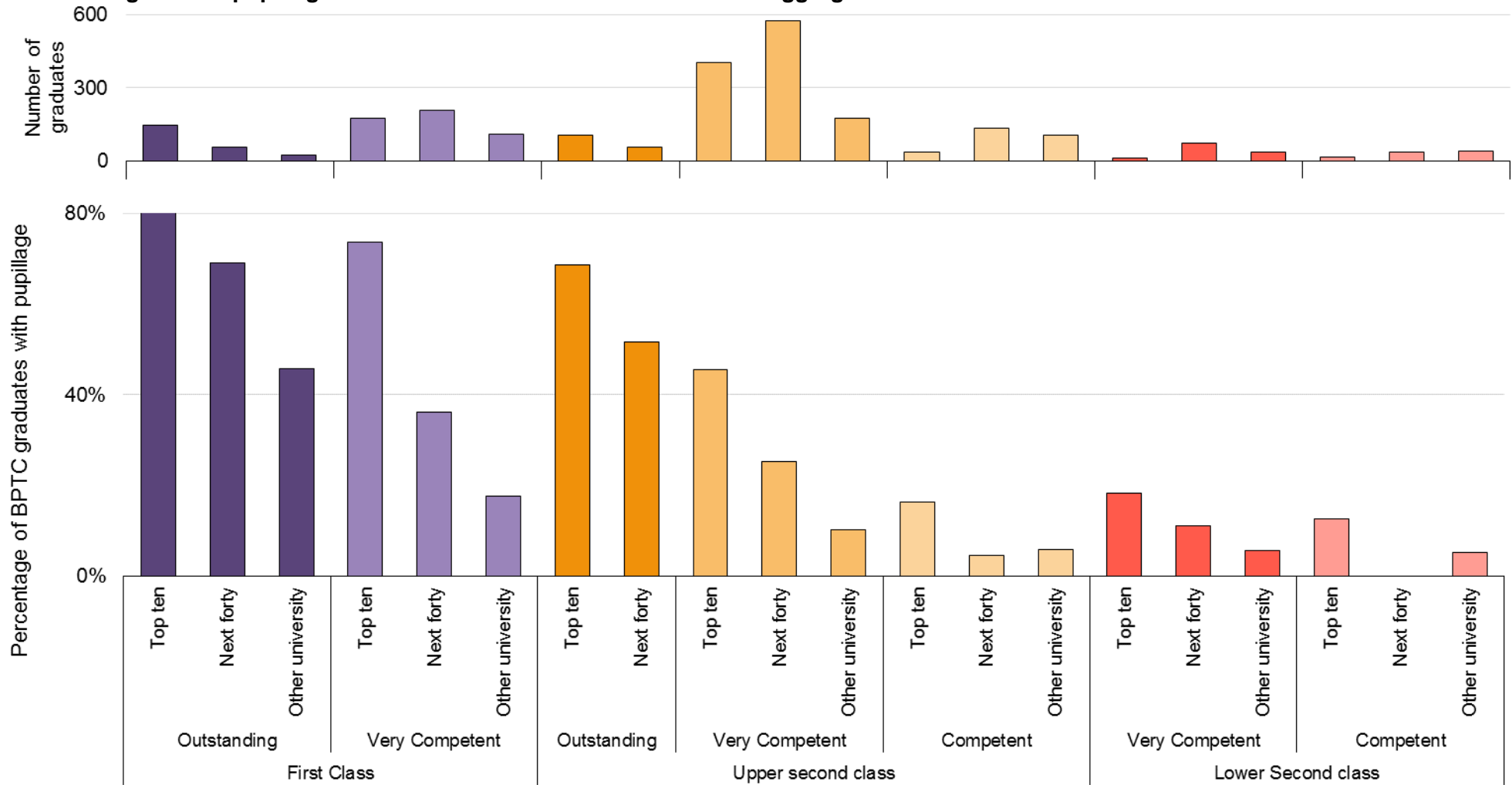
**4. A. 9. Disability status, first degree classification and BPTC overall grade of full-time and part-time BPTC graduates commencing first six pupillage: UK/EU domiciled students – 2011-2014 aggregated**



Note

1. Some first degree classification/BPTC overall grade groupings have not been included in the chart above owing to small numbers in the relevant groupings.

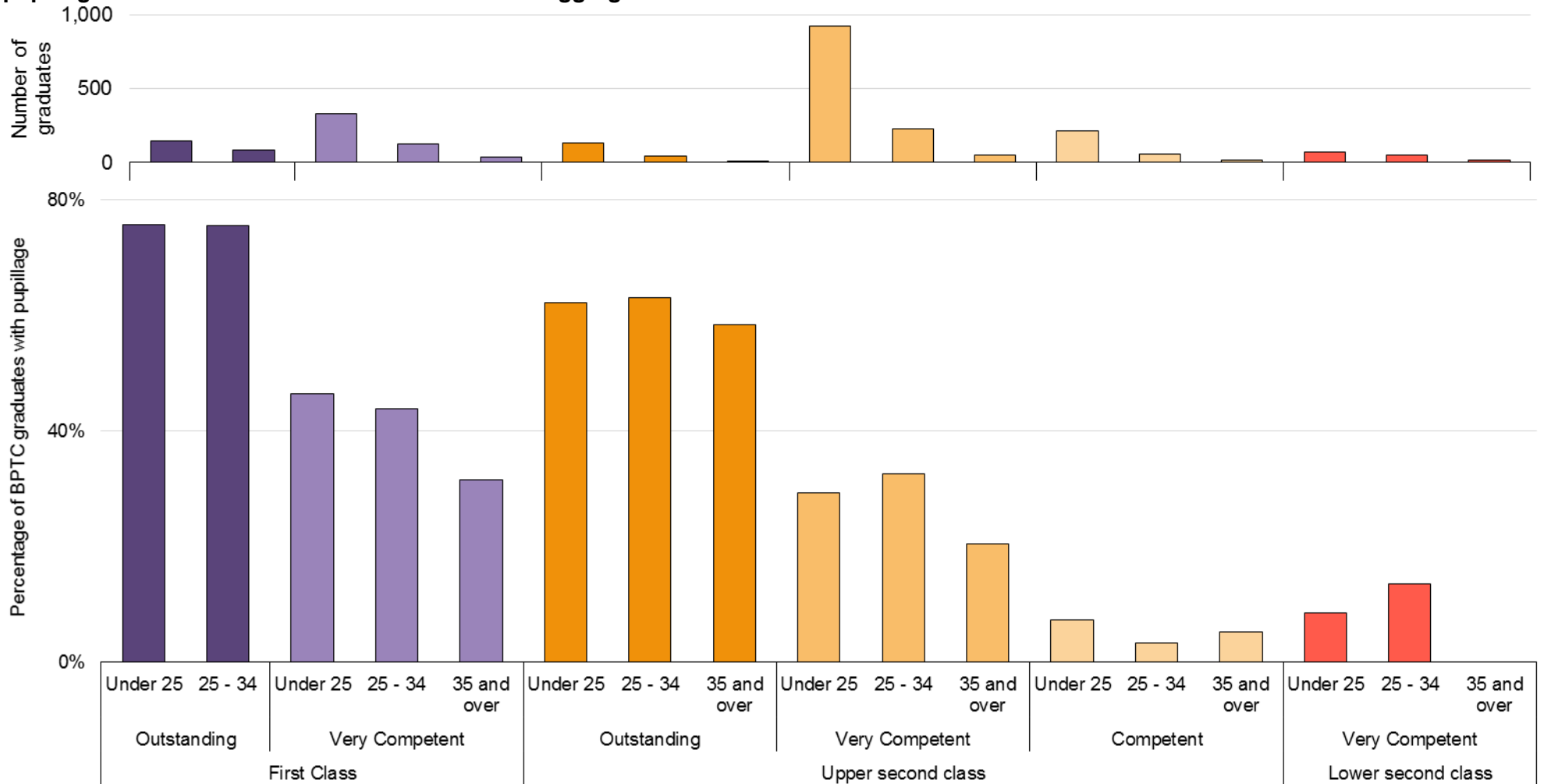
**4. A. 10. Ranking of first degree institution, first degree classification and BPTC overall grade of full-time and part-time BPTC graduates commencing first six pupillage: UK/EU domiciled students – 2011-2014 aggregated**



First degree classification, BPTC grade and ranking of first degree institution

- Notes
1. Some first degree classification/BPTC overall grade groupings have not been included in the chart above owing to small numbers in the relevant groupings.
  2. The top fifty universities for each year have been taken from The Times and Sunday Times Good University Guide (2015 tables).

**4. A. 11. Age at enrolment, first degree classification and BPTC overall grade of full-time and part-time BPTC graduates commencing first six pupillage: UK/EU domiciled students – 2011-2014 aggregated**

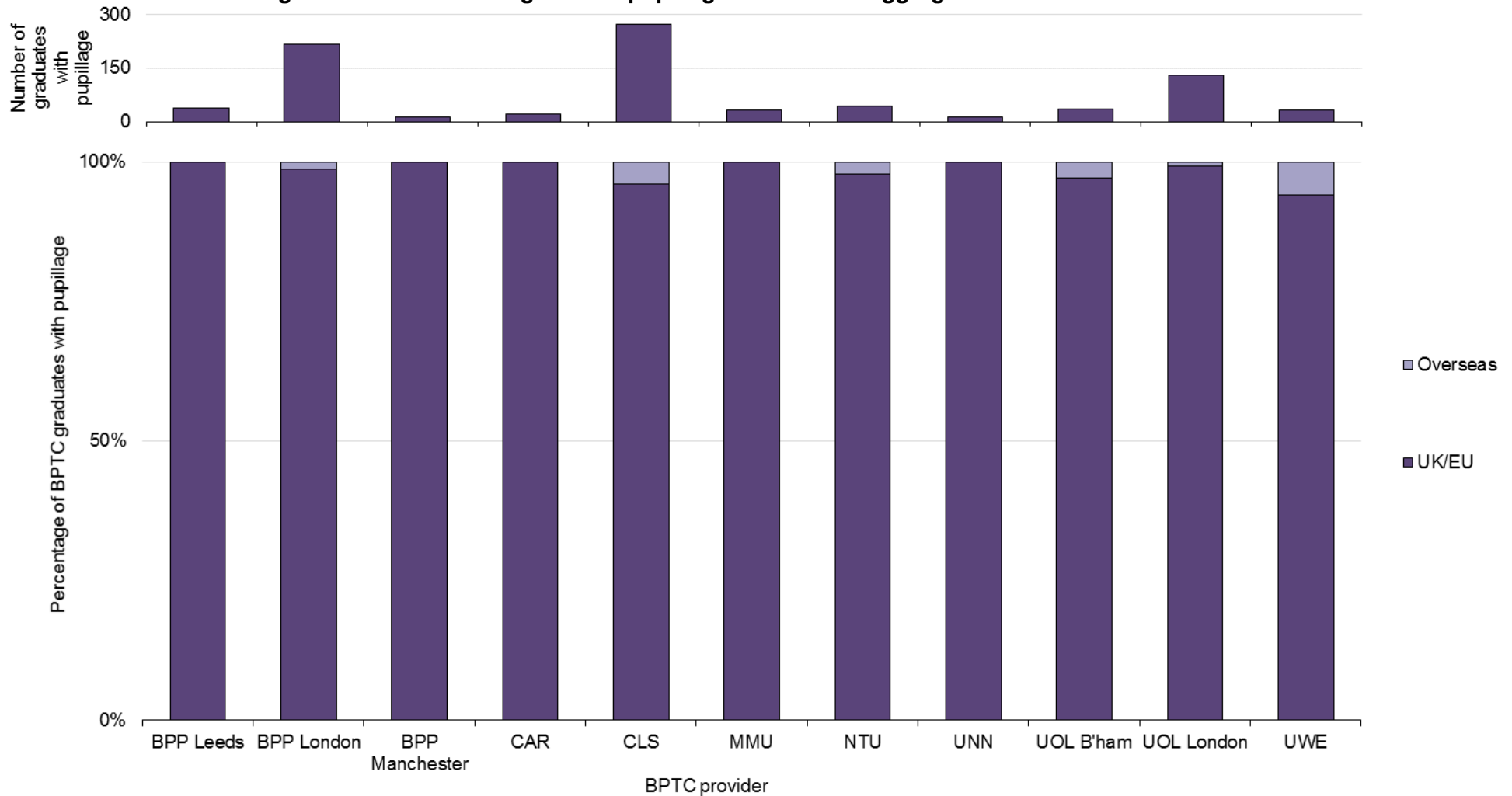


First degree classification, BPTC grade and age at BPTC enrolment

- Notes
1. Some first degree classification/BPTC overall grade groupings have not been included in the chart above owing to small numbers in the relevant groupings.
  2. The age at enrolment is taken as of 1 October in the year of enrolling on the BPTC.

### 4. B. BPTC graduate progression of full-time and part-time BPTC students, by provider

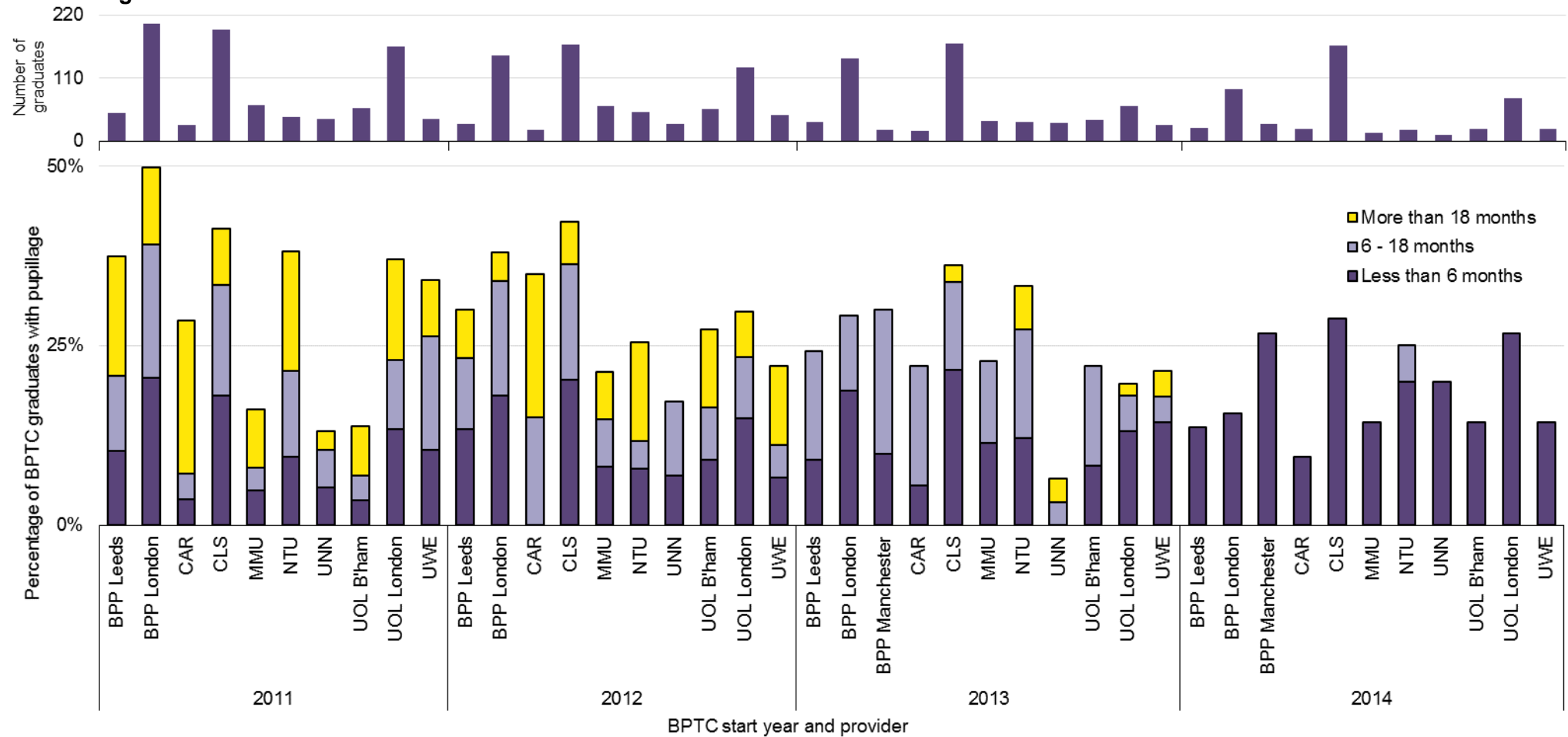
#### 4. B. 1. Domicile of BPTC graduates commencing first six pupillage – 2011-2014 aggregated



- Notes
1. The chart above shows the number and percentage of students who successfully completed the BPTC during the report period who commenced first six pupillage between 1 October 2011 and 31 March 2016 following graduation.
  2. Many students are domiciled outside the United Kingdom and do not intend to practise in England and Wales upon completion of the BPTC.



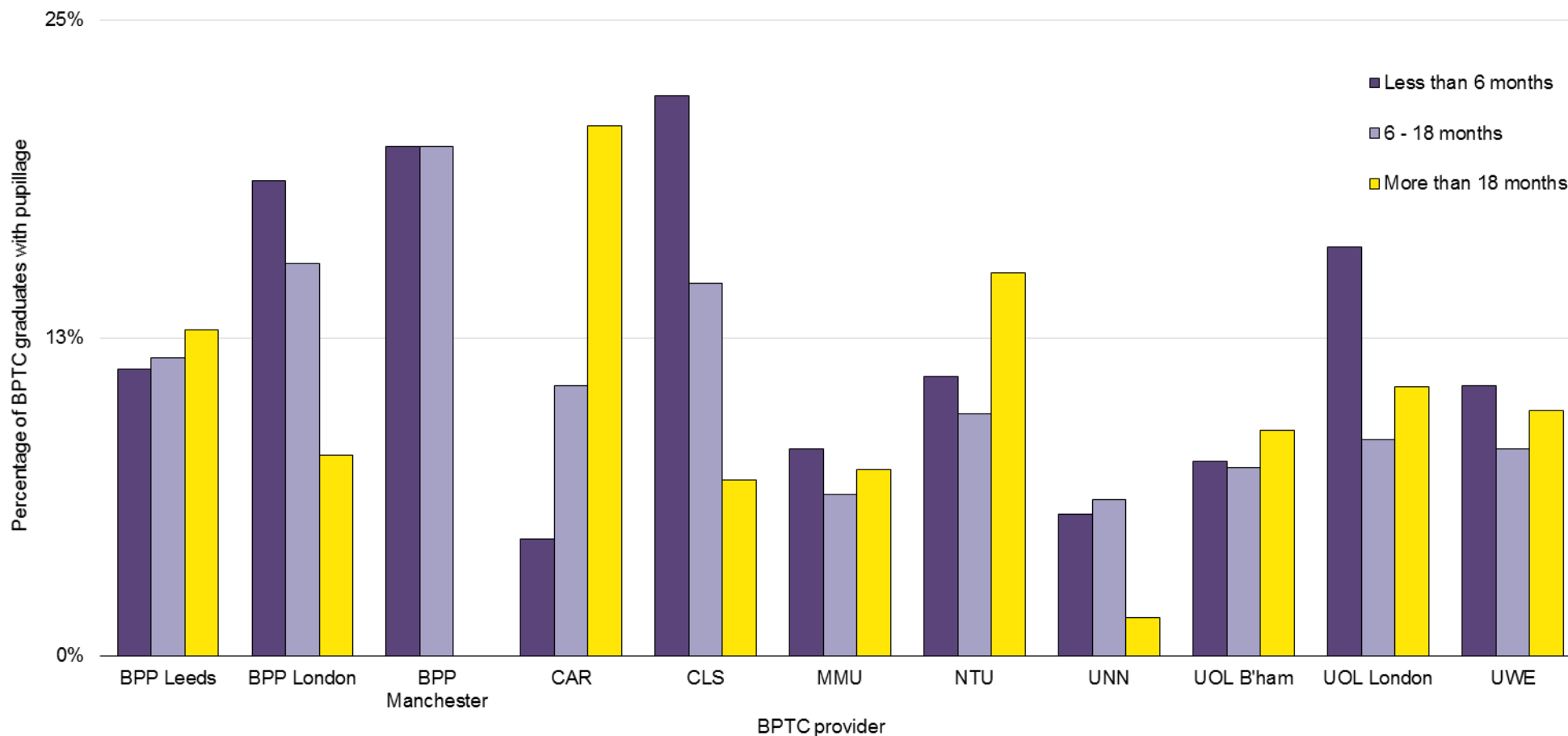
**4. B. 2. BPTC graduates commencing pupillage within 6 months, 6 - 18 months, and over 18 months following completion of the BPTC: UK/EU domiciled graduates**



**Notes**

1. The chart above highlights the percentage of students who successfully completed the BPTC during the report period who commenced first six pupillage between 1 October 2011 and 31 March 2016 following graduation. They are categorised by the length of time passed following completion of the BPTC and commencement of first six pupillage.
2. Application for pupillage can be made before commencing the BPTC.
3. In the absence of data on the date of award for completion of the BPTC, if a student passed the BPTC at first attempt, the length of time between completion of the BPTC and the commencement of pupillage was calculated from 31 July in the year of graduation. The period was calculated for other students from 31 October in the year of graduation.

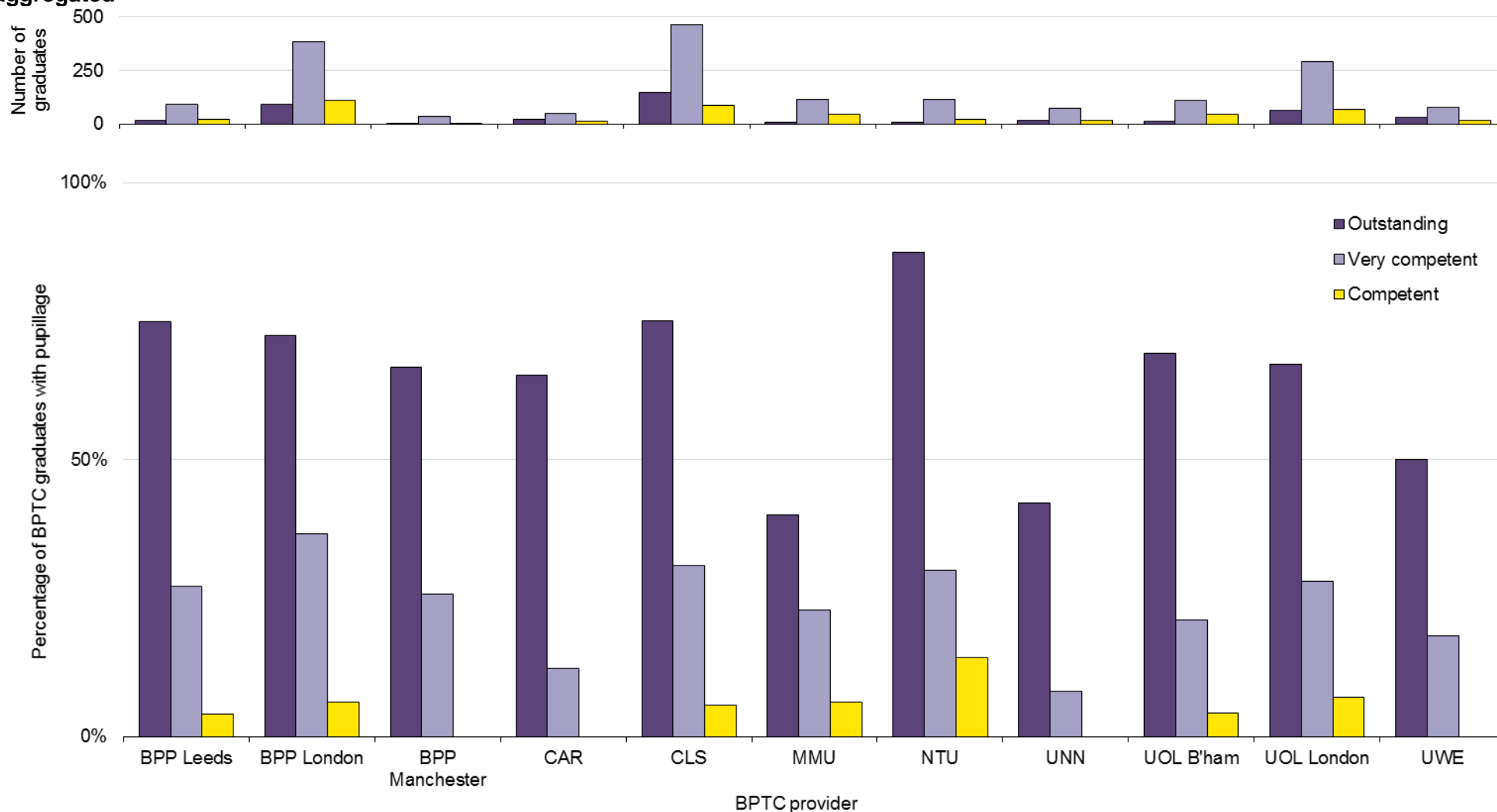
### 4. B. 3. Pupillage rate of BPTC graduates, by provider: UK/EU domiciled students



Notes

1. The chart above shows the percentage of students who successfully completed the BPTC during the report period who commenced first six pupillage between 1 October 2011 and 31 March 2016 following graduation. They are categorised by the length of time passed following completion of the BPTC and commencement of first six pupillage.
2. The “Within 6 months” category is an aggregation of all cohorts (2011-2014). “6 -18 months” refers to students commencing the BPTC 2011-2013 only, and “More than 18 months” refers to students commencing the BPTC in 2011 and 2012 only.
3. In the absence of data on the date of award for completion of the BPTC, if a student passed the BPTC at first attempt, the length of time between completion of the BPTC and the commencement of pupillage was calculated from 31 July in the year of graduation. The period was calculated for other students from 31 October in the year of graduation.

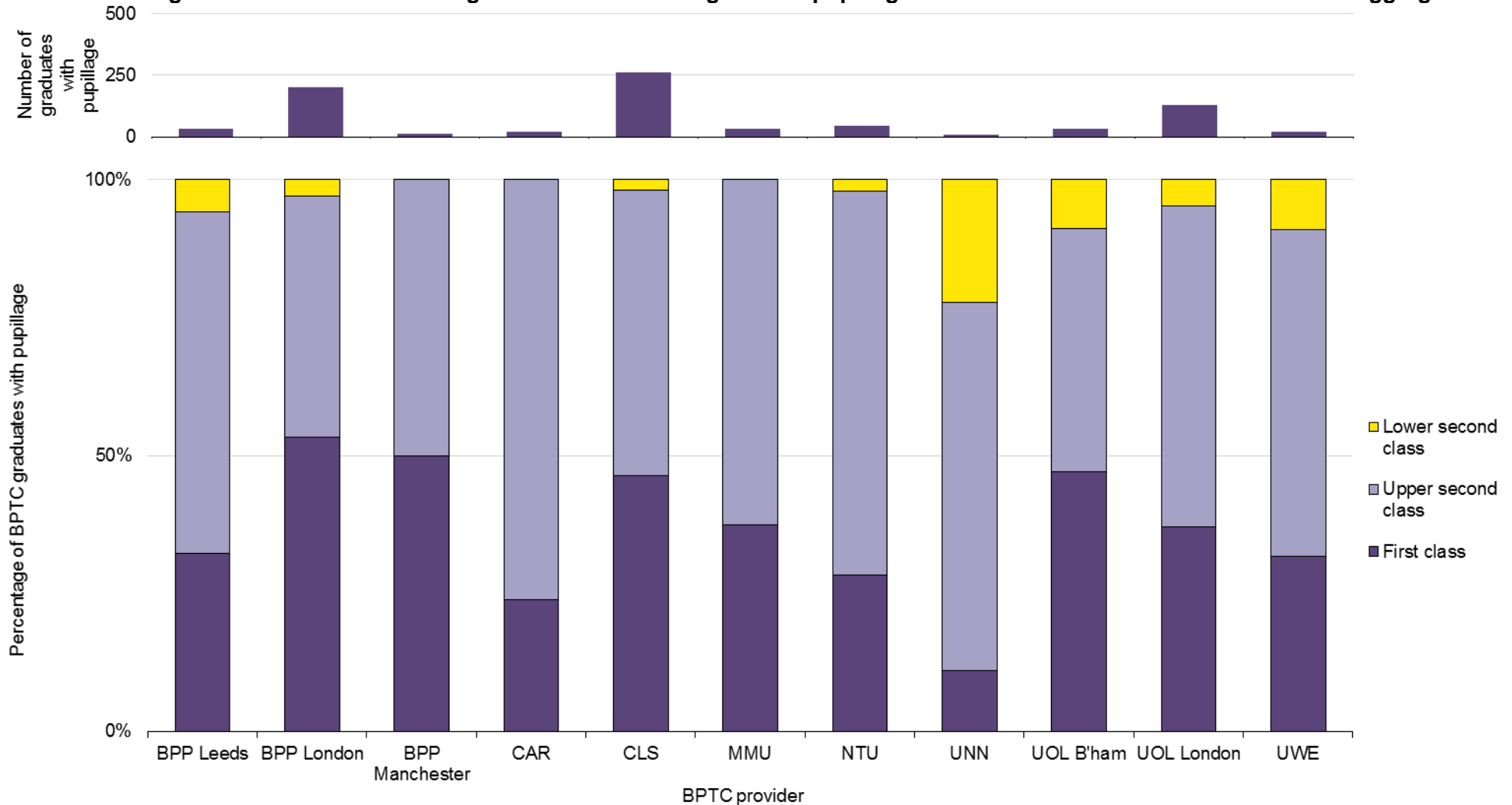
**4. B. 4. Percentage of graduates with each BPTC grade commencing first six pupillage, by provider: UK/EU domiciled students – 2011-2014 aggregated**



Notes

1. The chart above shows the number of and percentage of students who successfully completed the BPTC during the report period who commenced first six pupillage between 1 October 2011 and 31 March 2016 following graduation. They are categorised by the length of time passed following completion of the BPTC and commencement of first six pupillage.

**4. B. 5. First degree classification of BPTC graduates commencing first six pupillage: students from all domiciles – 2011-2014 aggregated**



Notes

1. The chart above shows the number and percentage of students who successfully completed the BPTC during the report period who commenced first six pupillage between 1 October 2011 and 31 March 2016 following graduation.
2. Not all course providers were able to provide the first degree classifications for students: these instances and instances of students with other first degree classifications have not been included in the chart.

**Bar Standards Board**  
**289 – 293 High Holborn**  
**LONDON**