

Bar Training 2026

Statistics on enrolment, results and student progression by course provider

October 2026

Produced by the Bar Standards Board Research Team. If you would like this report in an alternative format, please contact the BSB Research Team at research@barstandardsboard.org.uk

BAR STANDARDS BOARD

Contents

List of tables and charts 3

Introduction 4

About the Bar Standards Board 4

About training to become a barrister in England and Wales 4

About this report 5

Period Covered 6

AETOs 8

Cost of Bar Training courses 9

Enrolments by provider 10

Student results by provider 11

Overall bar training results by AETO provider 11

Pass rates by degree classification – *full-time* students - Students enrolled between July 2024 and October 2024 only 13

Pass rates by degree classification – *full-time students* - Students enrolled between July 2023 and October 2024 only 15

Student Progression 17

Appendices 22

Enrolments 22

List of tables and charts

Table 1. Authorised Education and Training Organisations (AETOs) 8
Table 2. Cost of Bar training – AETO websites checked May 2026 – inclusive of BSB fee. 9
Table 3. Study mode of those enrolling between July 2025 and June 2026 11
Table 4. Summary of enrolment, count of students who have sat all 10 assessments, pass rates for students who have passed all 10 assessments as of latest attempt, pupillage rates for UK students who have commenced pupillage before 31 December 2025. 11
Table 5. Percentage of students that had passed all 10 assessments as of latest attempt before 31 December 2025, by AETO and degree classification 13
Table 6. Percentage of students that passed all 10 assessments at the *first* attempt by AETO and degree classification as of December 2025 14
Table 7. Percentage of students that had passed all 10 assessments as of *latest* attempt before 31 December 2025, by AETO and degree classification 15
Table 8. Percentage of students that passed all 10 assessments at the *first* attempt by AETO and degree classification as of 31st December 2025 16

Chart 1. Enrolments by AETO in latest cohort 10
Chart 2. Status of vocational training students by domicile, year of enrolment and first degree classification overall – as of June 2025 18
Chart 3. Status of vocational training students by domicile and year of enrolment as of June 2025 19
Chart 4. Progression of UK domiciled Bar training graduates onto pupillage by year of enrolment and first-degree classification overall – as of June 2025 20
Chart 5. Progression of UK Bar training graduates onto pupillage by degree class and AETO – Those who enrolled between 2020/21 and 2023/24 – as of June 2026 21

Introduction

This report contains information on enrolment and results on vocational Bar training courses, and progression on to pupillage. It is principally aimed at providing prospective barristers with more information about the different Authorised Education and Training Organisations (AETOs) at which they may be considering studying. Pass rates are provided for the 2023/2024 and 2024/2025 vocational training cohorts, as well as progression on to pupillage for training cohorts from 2020/2021 to 2024/2025.

About the Bar Standards Board

The Bar Standards Board (BSB) is the regulatory body for barristers in England and Wales. The work that we do is governed by the Legal Services Act 2007 (the Act) as well as a number of other statutes.

Our responsibilities include setting the education and training requirements for becoming a barrister in England and Wales. The BSB authorises and supervises AETOs in line with the four principles set out in the Authorisation Framework, which are: flexibility, accessibility, affordability and high standards.[1]

About training to become a barrister in England and Wales

Those seeking to practise as a barrister in England and Wales are required to satisfy the requirements of three components of training:

- the academic component;
- the vocational component; and
- the pupillage or work-based learning component.

Completing all components should provide a prospective barrister with the knowledge and skills necessary to meet the requirements of the Professional Statement for Barristers. This describes the knowledge, skills and attributes that all barristers should have on "day one" of practice at the Bar.[2]

To complete the academic component of training, a prospective barrister needs either a law degree, or a non-law degree and the Graduate Diploma in Law (GDL). The degree needs to be a minimum of a 2:2 (a lower second-class degree).

The vocational component of training is provided via courses run by AETOs, and all references to AETOs in this report refer to Vocational training providers unless otherwise stated (i.e. AETOs delivering the vocational component of training for the Bar). AETOs are authorised by the BSB to deliver training for the Bar through one of four approved training pathways. The term 'AETO' does not include those who deliver only the academic component of training. The vocational component of training may be offered in a few different ways:

- a course in one part, which may be full-time over a year or part-time over a longer period;
- a course in two parts, which may involve face-to-face teaching for both parts or may involve self-study only for one of the parts; and

[1] See https://www.barstandardsboard.org.uk/training-qualification/the-authorisation-framework.html
[2] See https://www.barstandardsboard.org.uk/training-qualification/the-professional-statement.html

- a longer course which combines study of the subjects of the vocational component with an undergraduate degree in law.

To complete the vocational component of training, a prospective barrister must pass ten assessments. These are

1. Advocacy: Cross Examination
2. Advocacy: Examination in Chief
3. Advocacy: Submission
4. Civil Litigation
5. Criminal Litigation, Evidence and Sentencing
6. Professional Ethics
7. Opinion Writing
8. Legal Research
9. Drafting
10. Conference Skills

Upon passing vocational training and satisfying the requirements of their Inn of Court, prospective barristers are eligible to be called to the Bar and to undertake the work-based learning component of training, pupillage.

Prospective barristers have five years following completion of vocational training in which to gain pupillage to ensure their legal knowledge remains current. Anyone who wishes to commence pupillage or work-based learning after this time limit must either resit the relevant examinations or apply for a waiver.[3]

About this report

This report details the courses on offer across different providers, as well as providers' fees, enrolment numbers, pass rates and progression on to pupillage, which will help prospective students in the decision-making process.

Further statistics on overall trends in Bar training costs, enrolment, results, and progression are published annually in a separate report available on our website here.

The BSB does not regulate the grading schemes awarded by each AETO, and so the measures of student results given are those that are directly comparable across AETOs, with these being:

- The percentage of students that have passed all ten course assessments as of December 2025
- The percentage of students who passed all ten assessments on their course at the first attempt as of December 2025

The statistics in the report are given by first degree classification to acknowledge that different AETOs have different student profiles. Statistics are only provided where there are more than 15 students in a respective group, as statistics on smaller cohorts may give an unrepresentative picture. In some circumstances, sites with the same parent AETO have been grouped together due to smaller numbers of students at these sites: This is the case for student results by provider, BPP Bristol and BPP Leeds, as well as the University of Law Bristol, University of Law Leeds, University of Law Liverpool, University of Law Newcastle and University of Law Nottingham.

[3] https://www.barstandardsboard.org.uk/training-qualification/curriculum-and-assessment-strategy.html

Period Covered

This report covers training outcomes for the following cohorts of students.

For student enrolment:

- All students enrolled during the 2025/2026 academic year – this covers students enrolled between July 2025 and June 2026. This is the most recent cohort of students on the Bar training courses.

For student results:

- The 2024/2025 vocational training cohort - as many AETOs allow students to enrol throughout the academic year, this report restricts the analysis of results to those who enrolled between July and October 2024
- The 2023/2024 and 2024/2025 vocational training cohorts – as the numbers of students enrolling at some AETOs are relatively low, this report also presents combined pass rates across two cohorts of students to ensure larger numbers. These analyses focus on students enrolled between July 2023 and October 2024.

Student progression:

- All students who enrolled on a vocational Bar training course between 2020/21 and 2024/25. As students have up to five years to obtain a pupillage following completion of the vocational component, covering this wider time period enables a more accurate picture of progression to pupillage than would be possible if the analysis only focussed on the most recent student cohorts.

Data sources

The data used for this report come principally from the data provided to the BSB by AETOs. Students on Bar training courses are also able to update their personal details in their record directly through the MyBar portal. In addition, the data on pupillages come directly from information collected by the BSB on registered pupillages. Details for costs of training for the Bar have been taken from the website of each AETO. The data in this report were compiled by staff of the Bar Standards Board.

Data protection and confidentiality

We take our responsibilities for data protection very seriously and have made every attempt to ensure that individual students cannot be identified from the data in this publication. We have adhered to the *Anonymisation: managing data protection risk* code of practice report from the Information Commissioner's Office (2012) and applied anonymisation techniques where appropriate.

Data Limitation

The data used to analyse the student results by provider includes all assessments up to 31 December 2025. As a result, some students who had not yet completed their vocational training as of December 2025 may have subsequently passed their training by undertaking assessments after this cut-off date. Within our agreements with individual AETOs, the providers are required to submit student data to us periodically. The BSB's data is updated when updated data is provided by AETOs – as a result, some totals may differ when compared to previous annual versions of this report as more up-to-date data has been received. We are grateful for the continued cooperation

under our data sharing agreement. AETOs are required to provide results data for all assessments that took place before 31 December to the BSB by 31 March the following year. This report therefore uses 31 December as a cut off point for this report as it represents the most up to date information available on pass rates available to the BSB when this report is produced.

In addition, the number of possible attempts at each assessment may not match up across training providers due to different providers scheduling assessments at different times – as such, students at some providers may have had more opportunities to undertake retakes.

AETOs

The below table gives a breakdown of the different AETOs. As of June 2026, vocational training Bar courses have been authorised to run at 10 different AETOs, covering 21 different sites in total. A fact sheet on AETOs can also be downloaded from our website here.

- Vocational training on the three-step pathway consists of the course taken in one part.
- Vocational training on the four-step pathway consists of the course taken in two parts.
- Many AETOs offer a top up to Bar training courses, to provide further specialist training, or a master's degree – the latter would enable access to a postgraduate master's loan.[4]

Table 1. Authorised Education and Training Organisations (AETOs)

AETO	AETO sites	Site Code	Courses Offered for 2026/27	Website
University of Northumbria	-	UNN	• 3-step pathway full-time and part time • 4-step pathway • LLM add on offered	https://www.northumbria.ac.uk/
Cardiff University	-	CAR	• 3-step pathway full-time • LLM add on offered	https://www.cardiff.ac.uk/
City St George's University of London [5]	-	CLS	• 3-step pathway full-time and part-time • LLM add on offered • Specialist add on offered	https://www.city.ac.uk/
University of Hertfordshire	-	HERT	• 3-step pathway full-time • LLM add on offered	https://www.herts.ac.uk/
The Inns of Court College of Advocacy	-	ICCA	• 3-step pathway full-time • 4-step pathway	https://www.icca.ac.uk/
Manchester Metropolitan University	-	MMU	• 3-step pathway full-time, part-time, and flexible study • LLM add on offered	https://www.mmu.ac.uk/
Nottingham Law School	-	NTU	• 3-step pathway full-time • LLM add on offered	https://www.ntu.ac.uk/
University of the West of England	-	UWE	• 3-step pathway full-time, part-time • 4-step pathway • LLM add on offered	https://www.uwe.ac.uk/
The University of Law	Birmingham, Bristol, Leeds, Liverpool, London, Manchester, Newcastle, Nottingham	ULaw + site name	• 3 step-pathway full-time at all sites, and part-time offered at several sites • LLM add on offered at all sites	https://www.law.ac.uk/
BPP	Birmingham, Bristol, Leeds,	BPP + site name	• 3 step-pathway full-time at all sites • Part-time offered at BPP London	https://www.bpp.com/

[4] See https://www.gov.uk/masters-loan
[5] Previously known as City Law School

AETO	AETO sites	Site Code	Courses Offered for 2026/27	Website
	London, Manchester		• LLM add on offered at all sites • Barrister training with professional legal studies provided	

Cost of Bar Training courses

Table 2 below shows the cost of training for the Bar Course Postgraduate diploma. Details have been taken from the website of each AETO.

Table 2. Cost of Bar training – AETO websites checked May 2026 – inclusive of BSB fee.

Provider	Domicile	3-step pathway	4-step pathway		Integrated academic and vocational pathway
		Bar training	Bar training (part 1)	Bar training (part 2)	
BPP London (26/27 entry)	Overseas	£20,150			
	UK	£18,750			
BPP Non-London (26/27 entry)	Overseas	£18,750			
	UK	£17,450			
CAR (2026 entry)	Overseas	£24,700			
	UK	£19,950			
CLS (26/27 entry)	All	£18,260			
HERT (2026 entry)	All	£16,720			
ICCA (26/27 entry)	All	£16,081	£4,020	£12,061	
MMU (2026 entry)	All	£16,000			
NTU (2026 entry)	All	£13,550			
ULaw London (26/27 entry)	All	£18,100			
ULaw Non-London (not inc. Newcastle) (26/27 entry)	All	£16,450			
ULaw Newcastle (26/27 entry)	All	£15,960			
UNN (26/27 entry)	All	£15,500	£3,875	£11,625	Undergraduate tuition fees
UWE (26/27 entry)	Overseas	£14,500			
	UK	£13,750			

*ULaw award a Newcastle Postgraduate Award to all postgraduate students starting their studies with The University of Law at Newcastle University between 1 June 2026 and 31 May 2027.

**The cost for an add on to make the Bar training course a master's level qualification varies by AETO. For further information, see the respective AETO website.

The inflation-adjusted cost of the course dropped at most AETOs following the implementation of the new courses that followed on from the previous Bar Professional Training Course (BPTC) (those starting from 2020/21 onwards).

Enrolments by provider

The below chart shows the number of those who enrolled on Bar Training courses by AETO between July 2025 and June 2026. There were 2,449 students who enrolled during this period across all AETOs, compared to:

- 2,488 for July 2024 to June 2025,
- 2,433 for July 2023 to June 2024,
- 2383 from July 2022 to June 2023.

Chart 1. Enrolments by AETO in latest cohort

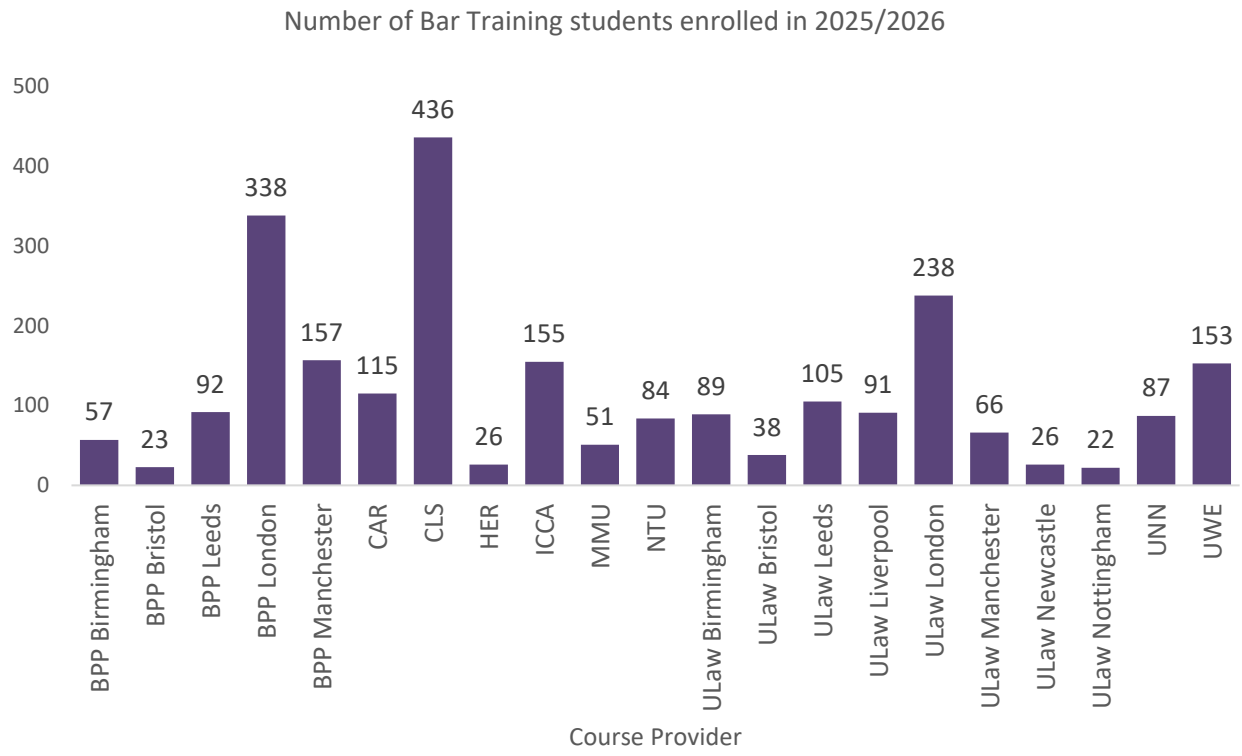

The table below gives the proportion of the 2025/26 cohort at each AETO by study mode. The percentage of full-time students overall (92%) shows a one-percentage point decrease compared to those enrolled in 2024/25, and a two-percentage point increase compared to those enrolled in 2020/21.

Table 3. Study mode of those enrolling between July 2025 and June 2026

AETO	Full time	Part time
Overall - Count	**2,256**	**193**
Overall - %	**92%**	**8%**
BPP London	84%	16%
CLS	92%	8%
MMU	55%	45%
ULaw Birmingham	82%	18%
ULaw Leeds	80%	20%
ULaw London	85%	16%
UNN	92%	8%
All other providers had full time students only		

Information on the demographic profile enrolling at each AETO can be found in the appendices.

Student results by provider

The charts and tables in this section relate to student results at different AETOs. The information below contains comparisons between AETOs on overall measures valid across all of the different course offerings from the different AETO's.

Statistics on course outcomes are only given where there are 15 or more students in a relevant group (with the exception of Table 4), as statistics on smaller cohorts may give an unrepresentative picture.

Overall bar training results by AETO provider

The table below displays the percentage of students enrolled between July 2020 and September 2021 at each AETO provider.

To note, students have five years from first enrolment to complete the course. The table below presents the pass rates of the 2020/21 cohort who have had the full 5-year from enrolment to complete the Bar Training Course. This table is included to give the best representation of final course outcomes once all resit opportunities are taken into account.

Table 4. Summary of enrolment, count of students who have sat all 10 assessments, pass rates for students who have passed all 10 assessments as of latest attempt, pupillage rates for UK students who have commenced pupillage before 31 December 2025.

	Enrolled	Passed	% Enrolled students passed the BTC	Obtained Pupillage	% of all enrolled gained Pupillage	UK Enrolments	UK gained Pupillage	% UK enrolled gained pupillage
	Count	Count	%	Count	%	Count	Count	%
Overall Total	2111	1645	78%	504	24%	1166	473	41%
BPP B'ham	64	43	67%	6	9%	36	6	17%
BPP Bristol	40	25	63%	6	15%	13	6	46%

BPP Leeds	53	40	75%	11	21%	28	11	39%
BPP London	494	372	75%	98	20%	265	89	34%
BPP Manc	138	114	83%	43	31%	76	42	55%
CAR	63	46	73%	13	21%	23	12	52%
CLS	382	332	87%	91	24%	193	85	44%
ICCA	86	73	85%	56	65%	84	56	67%
MMU	28	18	64%	3	11%	27	3	11%
NTU	66	51	77%	14	21%	40	13	33%
ULaw B'ham	97	73	75%	27	28%	75	27	36%
ULaw Bristol	19	16	84%	7	37%	15	7	47%
ULaw Leeds	56	44	79%	21	38%	46	20	43%
ULaw London	227	177	78%	58	26%	156	53	34%
ULaw Manc	38	31	82%	18	47%	31	18	58%
ULaw Nottingham	8	8	100%	3	38%	8	3	38%
UNN	88	68	77%	23	26%	28	16	57%
UWE	164	114	70%	6	4%	22	6	27%

Pass rates by degree classification – *full-time* students - Students enrolled between July 2024 and October 2024 only[6]

This chart includes only students who enrolled between July 24 and October 24. Their pass rate outcomes are based on achievements recorded up to 31 December 2025. Note that the numbers at many providers fall below the threshold for reporting once broken down by degree classification (see p.11) and therefore the following tables do not include breakdowns for these providers.

Table 5. Percentage of students that had passed all 10 assessments as of latest attempt before 31 December 2025, by AETO and degree classification

AETO	First Class		Upper Second Class		Lower Second Class		Overall count	Overall Pass %
	Count	%	Count	%	Count	%		
Overall (all students)	**409**	**92%**	**853**	**78%**	**290**	**56%**	**1552**	**78%**
BPP Other	16	100%	25	71%	17	46%	**88**	**66%**
BPP London	19	95%	49	75%	42	47%	**174**	**63%**
BPP Manchester	-	-	27	68%	-	-	**82**	**60%**
CAR	21	95%	51	88%	-	-	**85**	**89%**
CLS	91	93%	170	81%	-	-	**321**	**85%**
HER	-	-	-	-	-	-	**19**	**42%**
ICCA	73	97%	59	100%	-	-	**138**	**99%**
MMU	-	-	-	-	-	-	**12**	**58%**
NTU	-	-	24	63%	-	-	**55**	**65%**
ULaw Other	63	89%	99	80%	-	-	**205**	**83%**
ULaw London	30	94%	57	77%	-	-	**116**	**82%**
ULaw Manchester	-	-	28	76%	-	-	**56**	**79%**
UNN	-	-	28	72%	-	-	**54**	**78%**
UWE	16	89%	40	77%	48	62%	**147**	**71%**

[6] The reason for this timeframe is students can enrol at multiple times throughout the year on the Bar training courses, and the proportion of students enrolling at different times throughout the year differs by AETO. If a student enrolled later in the 2024/25 academic year, then they would have had fewer sits in which to complete the course as of the time of writing and so pass rates would be expected to be lower for such students. This makes it more difficult to compare across providers and so a defined enrolment window is used to give more of a like for like comparison for this report.

- The average for all students with the above degree classifications was 78%.
- Students who have not yet passed may still go on to do so.
- The number of students at Hertfordshire is too small to represent in this table. Overall, seven out of 17 students at Hertfordshire with a First or 2:1 degree who enrolled between July 2024 and October 2024 that had sat all ten assessments had passed the course as of 31 December 2025.
- The number of students at MMU is too small to represent in this table. Overall, six out of ten students at MMU with a First class or 2:1 degree who enrolled between July 2024 and October 2024 that had sat all ten assessments had passed the course as of 31 December 2025.

As the data used for the above analyses covers all assessments up to December 2025, this data will include students that have re-sat assessments which they did not pass the first time around. The number of possible attempts at each assessment may not match up across training providers. Students who exhaust the available resit attempts at their own AETO can re-sit their assessments at BPP up to five years from original enrolment.[7]

Table 6 below displays the percentage of students at each AETO who passed all 10 assessments at the ***first attempt***. This chart includes only students that have enrolled between July 2024 and October 2025. Their pass rate outcomes are based on achievements recorded as of 31 December 2025.

Table 6. Percentage of students that passed all 10 assessments at the *first* attempt by AETO and degree classification as of December 2025

AETO (grouped for some due to small numbers)	First Class		Upper Second Class		Lower Second Class		Overall count	Overall Pass %
	Count	%	Count	%	Count	%		
Overall (all students)	**409**	**75%**	**853**	**47%**	**290**	**28%**	**1552**	**51%**
BPP	-	-	16	46%	-	-	**88**	**41%**
BPP London	18	90%	38	58%	20	22%	**174**	**44%**
BPP Manchester	-	-	18	45%	-	-	**82**	**37%**
CAR	19	86%	34	59%	-	-	**85**	**64%**
CLS	71	72%	82	39%	-	-	**321**	**49%**
HER	-	-	-	-	-	-	**19**	**5%**
ICCA	57	76%	44	75%	-	-	**138**	**74%**
MMU	-	-	-	-	-	-	**12**	**50%**
NTU	-	-	-	-	-	-	**55**	**33%**
ULaw Other	54	76%	63	51%	-	-	**205**	**59%**
ULaw London	25	78%	32	43%	-	-	**116**	**54%**
ULaw Manchester	-	-	20	54%	-	-	**56**	**59%**
UNN	-	-	15	38%	-	-	**54**	**48%**

[7] https://www.barstandardsboard.org.uk/training-qualification/becoming-a-barrister/vocational-component.html

UWE	-	-	22	42%	26	34%	147	42%

- The average for all students with the above degree classifications was 51%.

Pass rates by degree classification – *full-time students* - Students enrolled between July 2023 and October 2024 only

Students included in these tables are those that enrolled between July 2023 and October 2024, giving a bigger cohort, and greater validity for providers with fewer students. They represent an average for student results for most of those enrolled for the 2023-24 and 2024-25 academic years. This chart includes only students that have enrolled between July 23 and October 24. Their pass mark outcomes are based on achievements recorded as of 31 December 2025.

Table 7. Percentage of students that had passed all 10 assessments as of *latest* attempt before 31 December 2025, by AETO and degree classification

AETO (grouped for some due to small numbers)	First Class		Upper Second Class		Lower Second Class		Overall Count	Overall Pass %
	Count	%	Count	%	Count	%		
Overall (all students)	**911**	**94%**	**1841**	**81%**	**727**	**57%**	**3479**	**80%**
BPP Other	33	92%	59	78%	52	53%	**211**	**68%**
BPP London	54	90%	123	74%	128	52%	**474**	**64%**
BPP Manchester	25	96%	70	77%	40	47%	**202**	**67%**
CAR	43	98%	110	91%	-	-	**178**	**92%**
CLS	190	95%	379	84%	28	78%	**687**	**87%**
HER	-	-	-	-	-	-	**19**	**42%**
ICCA	173	98%	137	97%	-	-	**323**	**98%**
MMU	-	-	-	-	-	-	**32**	**66%**
NTU	15	79%	44	64%	16	57%	**116**	**65%**
ULaw Other	150	92%	242	83%	21	72%	**485**	**85%**
ULaw London	76	94%	136	81%	15	79%	**268**	**85%**
ULaw Manchester	33	85%	64	82%	-	-	**122**	**83%**
UNN	30	97%	46	74%	-	-	**94**	**81%**
UWE	24	86%	73	79%	90	61%	**268**	**70%**

- The average for all students with the above degree classifications was 80%
- Students who have not yet passed may still go on to do so.
- The number of students at MMU is too small to represent in this table. Overall, 16 out of 24 students at MMU with a First class or 2:1 degree who enrolled between July 2023 and October 2024 that had sat all ten assessments had passed the course as of 31 December 2025.

- The number of students at Hertfordshire is too small to represent in this table. Overall, seven out of 17 students at Hertfordshire with a First class or 2:1 degree who enrolled between July 2023 and October 2024 that had sat all ten assessments had passed the course as of 31 December 2025.

The table below displays the percentage of students enrolled between July 2023 and October 2024 at each AETO who passed all 10 assessments at the ***first attempt***. This chart includes only students that have enrolled between July 2023 and October 2024. Their pass mark outcomes are based on achievements recorded as of 31 December 2025.

Table 8. Percentage of students that passed all 10 assessments at the *first* attempt by AETO and degree classification as of 31st December 2025

AETO	First Class		Upper Second Class		Lower Second Class		Overall count	Overall Pass %
	Count	%	Count	%	Count	%		
Overall (all students)	**911**	**73%**	**1841**	**46%**	**727**	**24%**	**3479**	**49%**
BPP Other	24	67%	35	46%	22	22%	**211**	**38%**
BPP London	43	72%	74	45%	49	20%	**474**	**35%**
BPP Manchester	19	73%	39	43%	15	18%	**202**	**36%**
CAR	38	86%	70	58%	-	-	**178**	**62%**
CLS	151	76%	198	44%	-	-	**687**	**52%**
HER	-	-	-	-	-	-	**19**	**5%**
ICCA	138	78%	100	71%	-	-	**323**	**74%**
MMU	-	-	-	-	-	-	**32**	**44%**
NTU	-	-	18	26%	-	-	**116**	**30%**
ULaw Other	110	67%	132	45%	-	-	**485**	**52%**
ULaw London	59	73%	75	45%	-	-	**268**	**54%**
ULaw Manchester	26	67%	38	49%	-	-	**122**	**55%**
UNN	20	65%	21	34%	-	-	**94**	**44%**
UWE	21	75%	41	45%	48	32%	**268**	**41%**

- The average for all students with the above degree classifications was 49%.

Student Progression

This section provides information about progression on to pupillage following vocational Bar training. Those seeking to undertake pupillage in England and Wales are allowed up to five years in which they can gain pupillage following completion of the vocational component of Bar training; anyone who wishes to commence pupillage or work-based learning after this time limit must either requalify by passing the course or apply for a waiver.

When charts relate to students domiciled in the UK or overseas only, this refers to the region in which the student considered their permanent home to be prior to enrolment on the vocational component of Bar training and reflects the fact that students are classified as 'UK' or 'overseas' for fee purposes. In most analyses regarding the domicile of students this report covers domicile as 'UK students' and 'overseas students' (which will include EU students). At some points we also conduct analysis across UK, EU and Overseas students separately which will be stated in the labelling. Most of those domiciled in other countries prior to undertaking a vocational Bar training course do not appear to seek pupillage in England and Wales following completion of the course. In the past, there has been evidence that a relatively low proportion of applicants for pupillage in England and Wales have a non-UK nationality, and that only around 16 per cent of overseas domiciled students surveyed on the BPTC said that practising at the Bar in England and Wales as their main motivation for studying the course[8]. For this reason, two of the charts in this section relate to data on those domiciled in the UK only.

A further exploration of overall trends in student progression is given in a separate annual report published by the BSB which summarises overall trends for those undertaking Bar training courses and results based on degree institution attended for the academic component, which has been found to correlate with gaining pupillage.[9]

[8] Calculated from BPTC perceptions survey undertaken by the BSB for 2013-14.
[9] Statistics on enrolment, results, and student progression overall, available here

Chart 2 displays the overall status of all students as of June 2025. “Not yet complete” means the student has either not taken all the assessments, not passed all the assessments, deferred one or more assessments to a future year, or been permitted to suspend their studies and resume at a specified point. Students who have withdrawn from the course have not completed all the assessments and therefore have no overall grade.

The inclusion of part time students for 2024/25, will increase the proportion of those who have not completed the course, as we have not received data for these students at a point where they could have completed the course.

The difference between overseas and UK domiciled students in the proportion gaining pupillage following the course can clearly be seen. Otherwise, the proportions who failed and who were not yet complete on the course are broadly in line with each other by domicile. The proportion of those who go on to gain pupillage has a strong relationship with their first degree classification. Chart 2 shows that a relatively low proportion of UK domiciled students with a 2:2 degree go on to gain pupillage, and a higher proportion take longer to finish vocational training than that seen for those with a 2:1 or First class degree, although most of those with a 2:2 degree class are likely to pass vocational training eventually.

Chart 2. Status of vocational training students by domicile, year of enrolment and first degree classification overall – as of June 2025

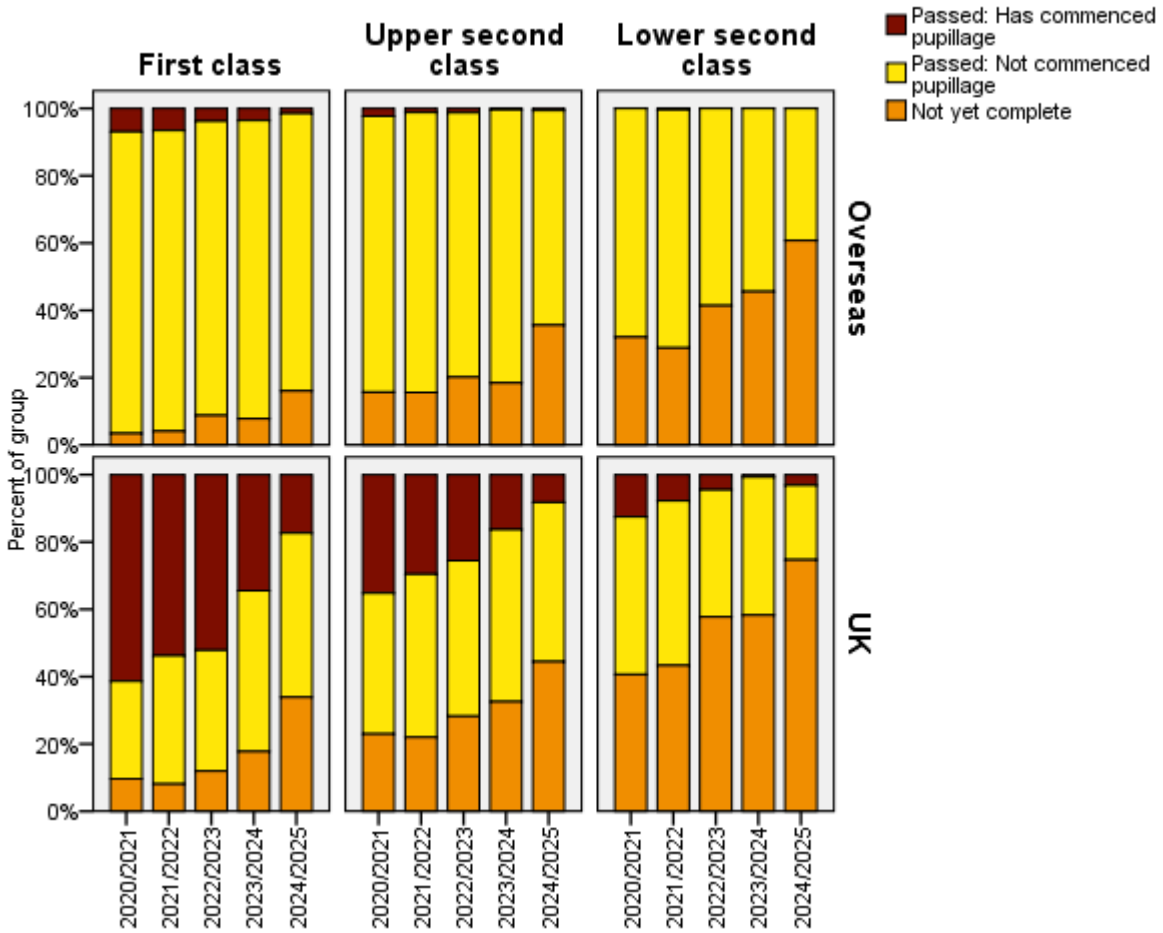

The number of EU students in each cohort is generally quite small, and numbers are too few to provide reliable statistics on for each cohort when disaggregating by degree classification. Chart 3 below provides an overall picture across all degree classes and includes disaggregation for students domiciled in the EU prior to undertaking vocational training for the Bar. As can be seen, EU domiciled students go on to gain pupillage in higher proportions than students domiciled outside of the EU.

Chart 3. Status of vocational training students by domicile and year of enrolment as of June 2025

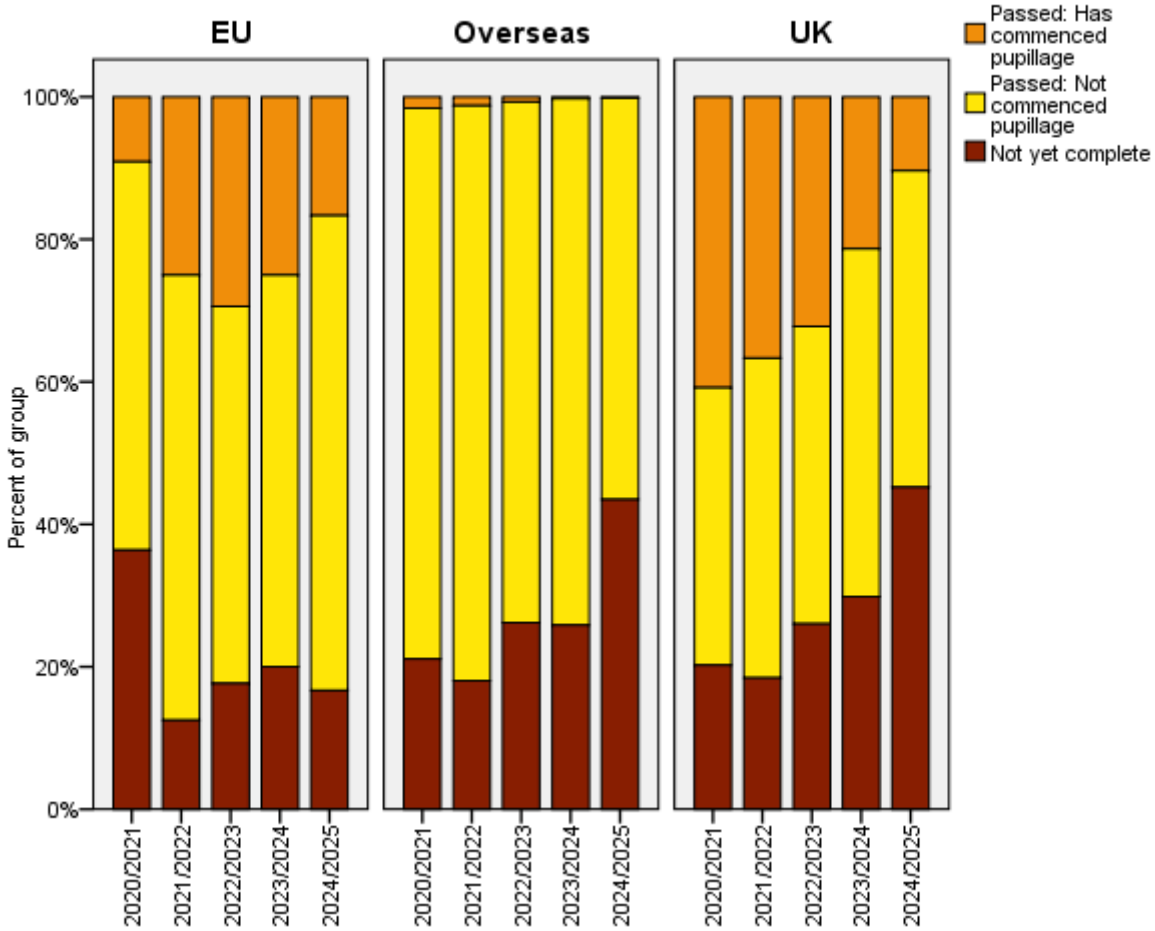

Chart 4 below gives the proportion of UK domiciled students who have passed the vocational component who have gone on to gain pupillage by first degree classification and year of enrolment. There is some relationship between time passed since passing Bar training and the proportion of a cohort that has commenced pupillage – this is understandable given that those who pass training have five years in which to gain pupillage.

Chart 4. Progression of UK domiciled Bar training graduates onto pupillage by year of enrolment and first-degree classification overall – as of June 2025

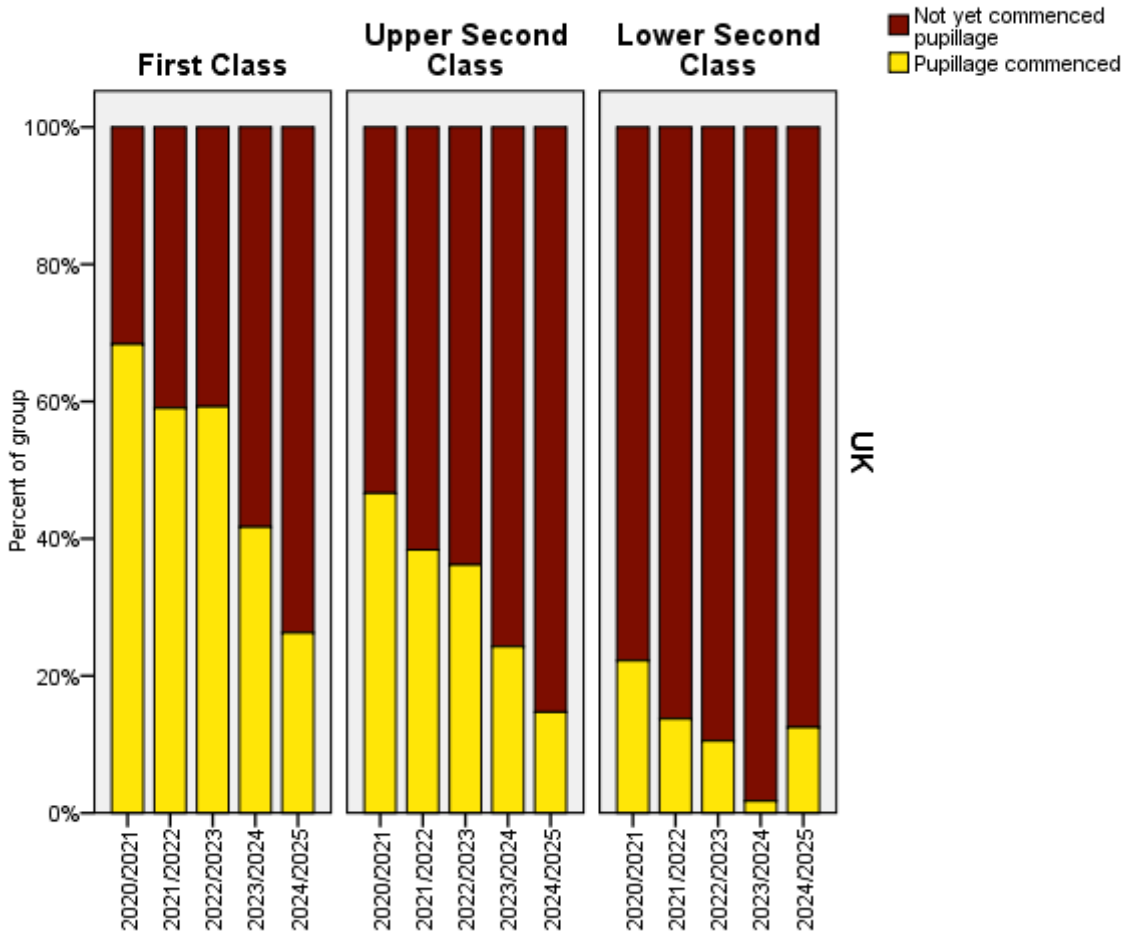

Chart 5 represents the proportion of UK domiciled students who enrolled on a vocational Bar training course between 2019/20 and 2023/24 who have commenced pupillage, by AETO and degree class. The most recent cohort of 2024/25 have not been included, so as to give a better idea of the percentage of Bar training graduates gaining pupillage in the long run. Statistics are not provided where the number of graduates in a grouping was fewer than 15, which is why many degree class groupings for AETOs are missing from the below. In Chart 5, sites with the same parent AETO have been grouped together due to smaller numbers of students at these sites: this is the case for students from some BPP sites, as well as students from some University of Law sites.

Chart 5. Progression of UK Bar training graduates onto pupillage by degree class and AETO – Those who enrolled between 2020/21 and 2023/24 – as of June 2026

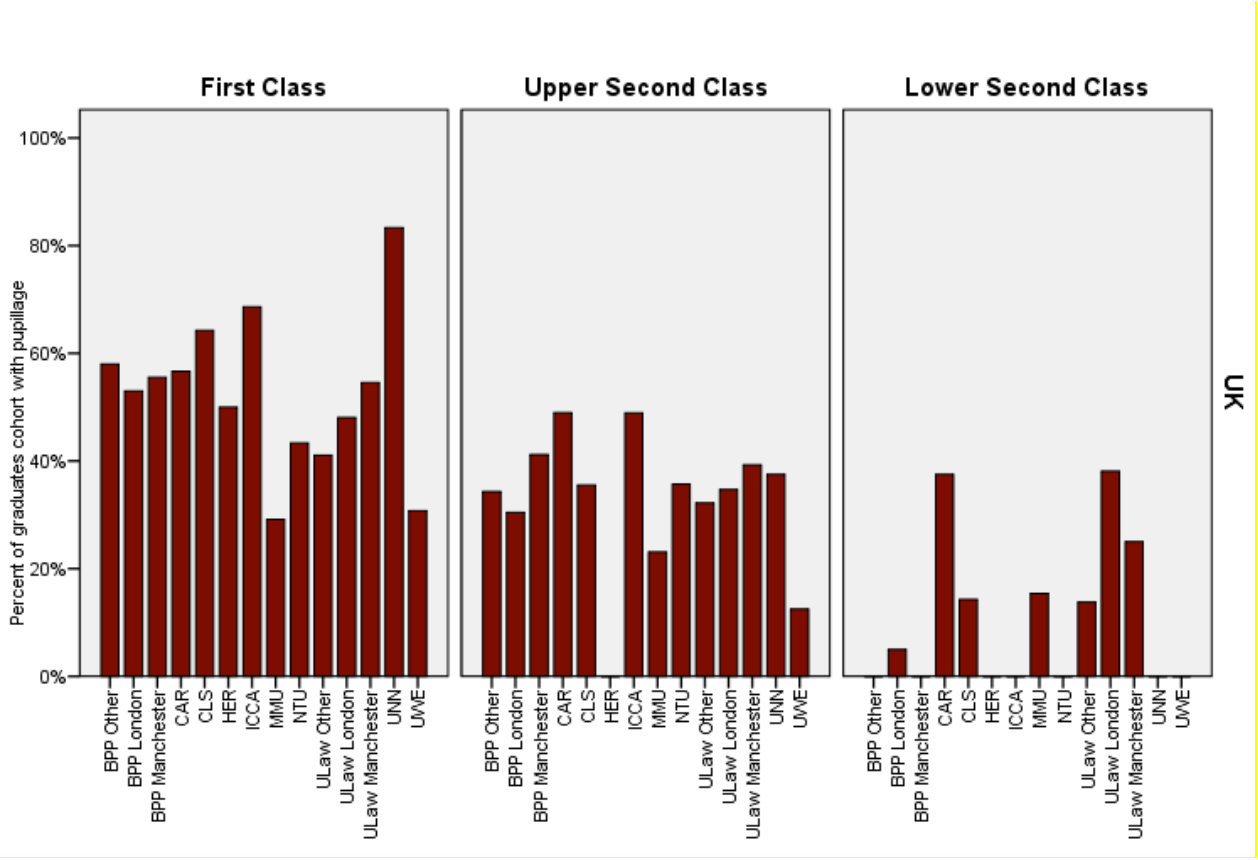

Appendices

Enrolments

Table A1. Student profile by AETO for those enrolling on Bar training courses for 2024/25 and 2025/26 enrolment years together

Demographic Group		BPP Birmingham	BPP Bristol	BPP Leeds	BPP London	BPP Manchester	CAR	CLS	HER	ICCA	MMU	NTU	ULaw Birmingham	ULaw Bristol	ULaw Leeds	ULaw Liverpool	ULaw London	ULaw Manchester	ULaw Newcastle	ULaw Nottingham	UNN	UWE	Total
Age	Under 25	55%	66%	78%	60%	73%	92%	72%	52%	51%	76%	72%	65%	73%	76%	85%	60%	84%	70%	72%	76%	70%	68%
	25-34	30%	34%	14%	26%	19%	6%	22%	30%	41%	19%	19%	24%	18%	21%	10%	30%	13%	23%	19%	16%	28%	24%
	35+	15%	0%	8%	14%	9%	1%	6%	17%	8%	5%	9%	11%	9%	3%	5%	10%	2%	7%	8%	8%	3%	8%
	Pref not to say/No info	0%	0%	0%	0%	0%	0%	0%	0%	0%	0%	0%	0%	0%	0%	0%	0%	0%	0%	0%	0%	0%	0%
Disability	Declared disability	6%	0%	4%	7%	3%	3%	14%	13%	17%	26%	15%	18%	28%	16%	11%	23%	17%	16%	14%	11%	7%	12%
	No declared disability	71%	71%	68%	65%	71%	15%	81%	70%	41%	67%	54%	82%	72%	84%	89%	77%	83%	81%	86%	89%	55%	68%
	Pref not to say/No info	23%	29%	28%	28%	26%	82%	5%	17%	43%	7%	32%	0%	0%	0%	1%	0%	0%	2%	0%	0%	39%	20%
Domicile	Overseas*	62%	74%	55%	47%	67%	65%	28%	48%	7%	16%	37%	29%	33%	50%	59%	31%	41%	44%	36%	50%	86%	43%
	UK	38%	26%	45%	53%	33%	35%	72%	52%	93%	82%	63%	71%	67%	50%	41%	69%	59%	56%	64%	50%	14%	57%
	Pref. not to say/No info	0%	0%	0%	0%	0%	1%	0%	0%	0%	2%	0%	0%	0%	0%	0%	0%	0%	0%	0%	0%	0%	0%

*Includes EU

BAR TRAINING 2026: STATISTICS BY COURSE PROVIDER

		BPP Birmingham	BPP Bristol	BPP Leeds	BPP London	BPP Manchester	CAR	CLS	HER	ICCA	MMU	NTU	ULaw Birmingham	ULaw Bristol	ULaw Leeds	ULaw Liverpool	ULaw London	ULaw Manchester	ULaw Newcastle	ULaw Nottingham	UNN	UWE	Total
Ethnicity	Asian/Asian British	62%	83%	59%	50%	65%	8%	51%	46%	13%	34%	46%	39%	34%	57%	57%	34%	50%	40%	44%	54%	74%	47%
	Black/African/ Caribbean/Black British	17%	3%	5%	12%	4%	1%	9%	11%	6%	8%	11%	17%	6%	4%	1%	13%	9%	2%	14%	4%	4%	8%
	Mixed/multiple ethnic groups	4%	0%	1%	4%	5%	1%	6%	4%	8%	3%	5%	6%	5%	4%	2%	8%	7%	7%	3%	4%	6%	5%
	Other ethnic group	1%	0%	2%	4%	1%	0%	4%	9%	2%	3%	3%	3%	2%	1%	2%	4%	3%	0%	0%	4%	6%	3%
	White	7%	14%	24%	22%	15%	8%	28%	11%	65%	46%	34%	34%	54%	32%	34%	37%	31%	40%	31%	33%	5%	29%
	Prefer not to say/No information	9%	0%	9%	8%	11%	82%	3%	20%	6%	7%	1%	2%	0%	2%	3%	4%	0%	12%	8%	2%	5%	8%
Gender	Female	54%	46%	65%	50%	54%	43%	55%	52%	54%	63%	63%	53%	63%	64%	64%	62%	73%	58%	78%	67%	44%	56%
	Male	46%	54%	35%	48%	46%	21%	43%	48%	45%	35%	37%	46%	37%	35%	37%	37%	27%	42%	22%	33%	56%	42%
	I use a different term	0%	0%	0%	0%	0%	0%	1%	0%	1%	0%	0%	0%	0%	0%	0%	0%	0%	0%	0%	0%	0%	0%
	Pref. not to say/No info	0%	0%	0%	2%	0%	37%	1%	0%	0%	2%	0%	1%	0%	0%	0%	0%	0%	0%	0%	0%	0%	2%
Degree Class	First Class	11%	6%	17%	13%	12%	21%	33%	22%	54%	32%	13%	23%	31%	23%	38%	25%	30%	21%	23%	30%	10%	25%
	Upper Second Class	27%	34%	54%	37%	45%	75%	63%	67%	44%	56%	69%	65%	63%	71%	60%	66%	67%	72%	70%	49%	36%	54%
	Lower Second Class	62%	60%	29%	49%	42%	4%	3%	9%	2%	11%	17%	12%	6%	5%	2%	8%	3%	8%	7%	1%	54%	21%
	Pref not to say/No info	0%	0%	1%	1%	0%	0%	0%	2%	0%	1%	1%	1%	0%	0%	0%	1%	0%	0%	0%	20%	0%	1%

*Includes EU

Contacting us

We are committed to providing a high standard of service and dealing with everyone in a way that is fair, transparent, and proportionate. We welcome your feedback on our services, particularly where the level of service has exceeded or fallen below your expectations. Your comments and suggestions are important to us as they will help us to meet our obligations to you and to improve our performance.

Write to us

Bar Standards Board

289-293 High Holborn

London WC1V 7HZ

Tel: 020 7611 1444

contactus@barstandardsboard.org.uk

www.barstandardsboard.org.uk

Twitter/X: @barstandards

LinkedIn: www.linkedin.com/company/the-bar-standards-board